

Historic Jeddah, the Gate to Makkah

1. World Heritage Property Data

1.1 - Name of World Heritage property

1.2 - World Heritage property details

1.3 - Geographic information table

1.4 - Map(s)

1.5 - Web and Social Media data of the property (if applicable)

2. Other Conventions/Programmes under which the World Heritage property is protected (if applicable)

2.1 - Records indicate that your World Heritage property (in whole or in part) is designated and/or protected under the Conventions/programmes shown in the prefilled table below. Please check and amend as necessary.

		The World Heritage property (in whole or in part) <u>is</u> designated and/or protected under this convention/programme	The World Heritage property (in whole or in part) <u>is not</u> designated and/or protected under this convention/programme
2.1.1	International Register of Cultural Property under Special Protection (1954 Hague Convention for the Protection of Cultural Property in the Event of Armed Conflict)		✗
2.1.2	List of Cultural Property under Enhanced Protection (Second Protocol to the 1954 Hague Convention for the Protection of Cultural Property in the Event of Armed Conflict)		✗
2.1.3	The List of Wetlands of International Importance (The Ramsar List) (Convention on Wetlands of International Importance (Ramsar Convention))		✗
2.1.4	World Network of Biosphere Reserves Man and the Biosphere (MAB) Programme		✗
2.1.5	Global Geoparks Network UNESCO Global Geoparks		✗

2.2 - Please provide comments on 2.1 if necessary

No comments

2.3 - Do your national authorities intend to request the granting of Enhanced Protection (if relevant) under the Second Protocol to the 1954 Hague Convention for the Protection of Cultural Property in the Event of Armed Conflict for the World Heritage property in the next three years?

No

2.4 - Do your national authorities intend to designate whole or part of the World Heritage property for inclusion in the List of Wetlands of International Importance (The Ramsar List), if relevant, in the next three years?

No

2.5 - Do your national authorities intend to designate whole or part of the World Heritage property as a Man and Biosphere Reserve (if relevant) in the next three years?

No

2.6 - Do your national authorities intend to apply for whole or part of World Heritage property to be designated as a UNESCO Global Geopark (if relevant) in the next three years?

No

2.7 - Please indicate the level of cooperation at property level between designations under different Conventions/Programmes

2.7.1	1954 Hague Convention for the Protection of Cultural Property in the Event of Armed Conflict	
2.7.1	There is no contact with the Focal Point(s) of this designation/programme.	
2.7.2	The World Heritage Site Manager occasionally communicates with the Focal Point(s) of this designation/programme.	
2.7.3	The World Heritage Site Manager regularly communicates with the Focal Point(s) of this designation/programme.	✗

2.7.4	The World Heritage Site Manager also manages this designation/programme.	
2.7.2	Second Protocol to the 1954 Hague Convention for the Protection of Cultural Property in the Event of Armed Conflict	
2.7.1	There is no contact with the Focal Point(s) of this designation/programme.	
2.7.2	The World Heritage Site Manager occasionally communicates with the Focal Point(s) of this designation/programme.	
2.7.3	The World Heritage Site Manager regularly communicates with the Focal Point(s) of this designation/programme.	✕
2.7.4	The World Heritage Site Manager also manages this designation/programme.	
2.7.3	Convention on Wetlands of International Importance (Ramsar Convention)	
2.7.1	There is no contact with the Focal Point(s) of this designation/programme.	✕
2.7.2	The World Heritage Site Manager occasionally communicates with the Focal Point(s) of this designation/programme.	
2.7.3	The World Heritage Site Manager regularly communicates with the Focal Point(s) of this designation/programme.	
2.7.4	The World Heritage Site Manager also manages this designation/programme.	
2.7.4	Man and the Biosphere (MAB) Programme	
2.7.1	There is no contact with the Focal Point(s) of this designation/programme.	✕
2.7.2	The World Heritage Site Manager occasionally communicates with the Focal Point(s) of this designation/programme.	
2.7.3	The World Heritage Site Manager regularly communicates with the Focal Point(s) of this designation/programme.	
2.7.4	The World Heritage Site Manager also manages this designation/programme.	
2.7.5	UNESCO Global Geoparks	
2.7.1	There is no contact with the Focal Point(s) of this designation/programme.	✕
2.7.2	The World Heritage Site Manager occasionally communicates with the Focal Point(s) of this designation/programme.	
2.7.3	The World Heritage Site Manager regularly communicates with the Focal Point(s) of this designation/programme.	
2.7.4	The World Heritage Site Manager also manages this designation/programme.	

2.8 - Please add any further comments on cooperation with the other designation(s)/programme(s)

Contact Points should be appointed

2.9 - Are you aware of any elements associated with the World Heritage property that have been inscribed on the Representative List of the Intangible Cultural Heritage?

Not aware

2.10 - Please list any elements associated with the World Heritage property inscribed under the Convention for the Safeguarding of the Intangible Cultural Heritage of which you are aware

No comments

2.11 - Are you aware of any documentary heritage listed under the Memory of the World Programme associated with the World Heritage property?

Not aware

2.12 - Please list any documentary heritage associated with the World Heritage property listed under the Memory of the World Programme of which you are aware.

No comments

3. Statement of Outstanding Universal Value

3.1 - Statement of Outstanding Universal Value for the property as adopted by the World Heritage Committee

3.2 - Please list the key attributes of Outstanding Universal Value of your property and give an assessment of their condition. As a guideline, it is suggested to focus on approximately five key attributes (no more than 15 overall).

	Brief identification of attribute	Preserved	Compromised	Seriously compromised	Lost
3.2.1	gate of makkah	✕			
3.2.2	Trading area		✕		
3.2.3	Storage tanks			✕	
3.2.4	Mashrabiya			✕	

3.2.5	Plazas, squares	×			
3.2.6	numbers of heritage Buildings		×		
3.2.7	Diversity property	×			
3.2.8	Native social fabric				×
3.2.9	Urban planning			×	
3.2.10	coastal zone		×		
3.2.11	Center of jeddah		×		
3.2.12	construction material		×		
3.2.13	Diversity markets		×		
3.2.14	history of heritage Buildings	×			
3.2.15		×			

3.3 - Comments, conclusions and/or recommendations related to Statement of Outstanding Universal Value

The key attributes of Outstanding Universal Value of the property are assessed.

4. Factors Affecting the Property

4.1. Buildings and Development

4.1.1 - Housing

✕ Relevant			Not relevant				
	Impact		Origin		Trend of impact		
Impact	🔥 Current	🔥 Potential	📍 Inside	📍 Outside	↘ Decreasing	→ Stable	↗ Increasing
➕ Positive							
➖ Negative ✕	×		×				↗

4.1.2 - Commercial development

✕ Relevant			Not relevant				
	Impact		Origin		Trend of impact		
Impact	🔥 Current	🔥 Potential	📍 Inside	📍 Outside	↘ Decreasing	→ Stable	↗ Increasing
➕ Positive							
➖ Negative ✕		×					↗

4.1.3 - Industrial areas



✕ Relevant			Not relevant				
	Impact		Origin		Trend of impact		
Impact	🔥 Current	🔥 Potential	📍 Inside	📍 Outside	↘ Decreasing	→ Stable	↗ Increasing
➕ Positive							
➖ Negative ✕	×		×		↘		

4.1.4 - Major visitor accommodation and associated infrastructure

✕ Relevant			Not relevant				
	Impact		Origin		Trend of impact		
Impact	🔥 Current	🔥 Potential	📍 Inside	📍 Outside	↘ Decreasing	→ Stable	↗ Increasing
➕ Positive ✕	×		×	×		→	
➖ Negative							

4.1.5 - Interpretative and visitation facilities

✕ Relevant			Not relevant				
	Impact		Origin		Trend of impact		

Impact	 Current	 Potential	 Inside	 Outside	 Decreasing	 Stable	 Increasing
 Positive 							
 Negative							

4.1.6 - Please comment as necessary on how the factors selected as relevant in 4.1 are affecting the property either negatively or positively

No Comments

4.2. Transportation Infrastructure


4.2.1 - Ground transport infrastructure

 Relevant				Not relevant			
Impact	Impact		Origin		Trend of impact		
Impact	 Current	 Potential	 Inside	 Outside	 Decreasing	 Stable	 Increasing
 Positive 							
 Negative							


4.2.2 - Underground transport infrastructure

Relevant	 Not relevant
----------	--

4.2.3 - Air transport infrastructure

Relevant	 Not relevant
----------	--

4.2.4 - Marine transport infrastructure

Relevant	 Not relevant
----------	--

4.2.5 - Effects arising from use of transportation infrastructure

 Relevant				Not relevant			
Impact	Impact		Origin		Trend of impact		
Impact	 Current	 Potential	 Inside	 Outside	 Decreasing	 Stable	 Increasing
 Positive 							
 Negative							

4.2.6 - Please comment as necessary on how the factors selected as relevant in 4.2 are affecting the property either negatively or positively


No Comments

4.3. Services Infrastructures


4.3.1 - Water infrastructure

 Relevant				Not relevant			
Impact	Impact		Origin		Trend of impact		
Impact	 Current	 Potential	 Inside	 Outside	 Decreasing	 Stable	 Increasing
 Positive 							
 Negative							


4.3.2 - Renewable energy facilities














Relevant	 Not relevant
----------	--

4.3.3 - Non-renewable energy facilities

Relevant	 Not relevant
----------	--

4.3.4 - Localised utilities

 Relevant				Not relevant			
	Impact		Origin		Trend of impact		

Impact	 Current	 Potential	 Inside	 Outside	 Decreasing	 Stable	 Increasing
 Positive							
 Negative 							

4.3.5 - Major linear utilities

 Relevant				Not relevant			
	Impact		Origin		Trend of impact		
Impact	 Current	 Potential	 Inside	 Outside	 Decreasing	 Stable	 Increasing
 Positive 							
 Negative							

4.3.6 - Please comment as necessary on how the factors selected as relevant in 4.3 are affecting the property either negatively or positively

No Comments

4.4. Pollution

4.4.1 - Pollution of marine waters

 Relevant				Not relevant			
	Impact		Origin		Trend of impact		
Impact	 Current	 Potential	 Inside	 Outside	 Decreasing	 Stable	 Increasing
 Positive							
 Negative 							




4.4.2 - Ground water pollution

 Relevant				Not relevant			
	Impact		Origin		Trend of impact		
Impact	 Current	 Potential	 Inside	 Outside	 Decreasing	 Stable	 Increasing
 Positive							
 Negative 							








4.4.3 - Surface water pollution

Relevant	 Not relevant
----------	--

4.4.4 - Air pollution

 Relevant				Not relevant			
	Impact		Origin		Trend of impact		
Impact	 Current	 Potential	 Inside	 Outside	 Decreasing	 Stable	 Increasing
 Positive							
 Negative 							

4.4.5 - Solid waste

 Relevant				Not relevant			
	Impact		Origin		Trend of impact		
Impact	 Current	 Potential	 Inside	 Outside	 Decreasing	 Stable	 Increasing
 Positive							
 Negative 							

4.4.6 - Input of excess energy

Relevant	 Not relevant
----------	--

No Comments

4.5.1 - Fishing/collecting aquatic resources

Relevant ✕ Not relevant

Relevant ✖ Not relevant

Relevant ✕ Not relevant

Relevant ☒ Not relevant ☐

Relevant ☒ Not relevant ☐

Relevant ✕ Not relevant

Relevant ✖ Not relevant

Relevant ✕ Not relevant

☒ Relevant
 ☐ Not relevant

4.5.10 - Forestry/Wood production

Relevant ☒ Not relevant ☐

No Comments

4.6.1 - Mining

Relevant ☒ Not relevant ☐

Relevant ✕ Not relevant

Relevant ✕ Not relevant

Relevant ☒ Not relevant ☐

4.6.5 - Please comment as necessary on how the factors selected as relevant in 4.6 are affecting the property either negatively or positively

No Comments

4.7. Local conditions affecting physical fabric

4.7.1 - Wind











Relevant

✕ Not relevant

4.7.2 - Relative humidity

✕ Relevant











Not relevant

	Impact		Origin		Trend of impact		
Impact	 Current	 Potential	 Inside	 Outside	 Decreasing	 Stable	 Increasing
 Positive							
 Negative ✕	✕	✕	✕				

4.7.3 - Temperature

✕ Relevant

Not relevant

	Impact		Origin		Trend of impact		
Impact	 Current	 Potential	 Inside	 Outside	 Decreasing	 Stable	 Increasing
 Positive							
 Negative ✕	✕	✕	✕				

4.7.4 - Radiation/Light











Relevant

✕ Not relevant

4.7.5 - Dust

✕ Relevant











Not relevant

	Impact		Origin		Trend of impact		
Impact	 Current	 Potential	 Inside	 Outside	 Decreasing	 Stable	 Increasing
 Positive							
 Negative ✕	✕	✕	✕				

4.7.6 - Water (rain/water table)

✕ Relevant

Not relevant

	Impact		Origin		Trend of impact		
Impact	 Current	 Potential	 Inside	 Outside	 Decreasing	 Stable	 Increasing
 Positive							
 Negative ✕	✕	✕	✕				

4.7.7 - Pests











Relevant

✕ Not relevant

4.7.8 - Micro-organisms

✕ Relevant

Not relevant

	Impact		Origin		Trend of impact		
Impact	 Current	 Potential	 Inside	 Outside	 Decreasing	 Stable	 Increasing
 Positive							
 Negative ✕	✕	✕	✕				

4.7.9 - Please comment as necessary on how the factors selected as relevant in 4.7 are affecting the property either negatively or positively

No Comments

4.8. Social/Cultural uses of heritage

4.8.1 - Ritual/Spiritual/Religious and associative uses

✕ Relevant				Not relevant			
	Impact		Origin		Trend of impact		
Impact	🔴 Current	🟡 Potential	🟢 Inside	🟢 Outside	📉 Decreasing	➡ Stable	📈 Increasing
🟢 Positive ✕	✕	✕	✕				📈
🔴 Negative							

4.8.2 - Society's valuing of heritage

✕ Relevant				Not relevant			
	Impact		Origin		Trend of impact		
Impact	🔴 Current	🟡 Potential	🟢 Inside	🟢 Outside	📉 Decreasing	➡ Stable	📈 Increasing
🟢 Positive							
🔴 Negative ✕	✕	✕	✕			➡	

4.8.3 - Indigenous hunting, gathering and collecting

Relevant	✕ Not relevant
----------	----------------

4.8.4 - Changes in traditional ways of life and knowledge system

✕ Relevant				Not relevant			
	Impact		Origin		Trend of impact		
Impact	🔴 Current	🟡 Potential	🟢 Inside	🟢 Outside	📉 Decreasing	➡ Stable	📈 Increasing
🟢 Positive							
🔴 Negative ✕	✕	✕	✕			➡	

4.8.5 - Identity, social cohesion, changes in local population and community

✕ Relevant				Not relevant			
	Impact		Origin		Trend of impact		
Impact	🔴 Current	🟡 Potential	🟢 Inside	🟢 Outside	📉 Decreasing	➡ Stable	📈 Increasing
🟢 Positive							
🔴 Negative ✕	✕	✕	✕	✕			📈

4.8.6 - Impacts of tourism/Visitation/Recreation

✕ Relevant				Not relevant			
	Impact		Origin		Trend of impact		
Impact	🔴 Current	🟡 Potential	🟢 Inside	🟢 Outside	📉 Decreasing	➡ Stable	📈 Increasing
🟢 Positive ✕	✕	✕	✕				📈
🔴 Negative							

4.8.7 - Please comment as necessary on how the factors selected as relevant in 4.8 are affecting the property either negatively or positively

No Comments

4.9. Other human activities

4.9.1 - Illegal activities

Relevant	✕ Not relevant
----------	----------------

4.9.2 - Deliberate destruction of heritage

✕ Relevant				Not relevant			
	Impact		Origin		Trend of impact		
Impact	🔥 Current	🔨 Potential	📍 Inside	🌐 Outside	↘ Decreasing	→ Stable	↗ Increasing
🟢 Positive							
🔴 Negative ✕	✕	✕	✕				↗

4.9.3 - Military training

Relevant	✕ Not relevant
----------	----------------

4.9.4 - War

Relevant	✕ Not relevant
----------	----------------

4.9.5 - Terrorism

Relevant	✕ Not relevant
----------	----------------

4.9.6 - Civil unrest

Relevant	✕ Not relevant
----------	----------------

4.9.7 - Please comment as necessary on how the factors selected as relevant in 4.9 are affecting the property either negatively or positively

No Comments

4.10. Climate change and severe weather events

4.10.1 - Storms

Relevant	✕ Not relevant
----------	----------------

4.10.2 - Flooding

✕ Relevant				Not relevant			
	Impact		Origin		Trend of impact		
Impact	🔥 Current	🔨 Potential	📍 Inside	🌐 Outside	↘ Decreasing	→ Stable	↗ Increasing
🟢 Positive							
🔴 Negative ✕	✕		✕				↗

4.10.3 - Drought

Relevant	✕ Not relevant
----------	----------------

4.10.4 - Desertification

Relevant	✕ Not relevant
----------	----------------

4.10.5 - Changes to oceanic waters

Relevant	✕ Not relevant
----------	----------------

4.10.6 - Temperature change

Relevant	✕ Not relevant
----------	----------------

4.10.7 - Other climate change impacts

Relevant	✕ Not relevant
----------	----------------

4.10.8 - Please comment as necessary on how the factors selected as relevant in 4.10 are affecting the property either negatively or positively

No Comments

4.11. Sudden ecological or geological events

4.11.1 - Volcanic eruption

Relevant	✕ Not relevant
----------	----------------

4.11.2 - Earthquake

Relevant	<input checked="" type="checkbox"/> Not relevant
----------	--

4.11.3 - Tsunami/Tidal wave

Relevant	<input checked="" type="checkbox"/> Not relevant
----------	--

4.11.4 - Avalanche/Landslide

Relevant	<input checked="" type="checkbox"/> Not relevant
----------	--

4.11.5 - Erosion and siltation/Deposition

Relevant	<input checked="" type="checkbox"/> Not relevant
----------	--

4.11.6 - Fire (wildfire)

<input checked="" type="checkbox"/> Relevant	Not relevant
--	--------------

	Impact		Origin		Trend of impact		
Impact	Current	Potential	Inside	Outside	Decreasing	Stable	Increasing
Positive							
Negative <input checked="" type="checkbox"/>	<input checked="" type="checkbox"/>	<input checked="" type="checkbox"/>	<input checked="" type="checkbox"/>	<input checked="" type="checkbox"/>			

4.11.7 - Please comment as necessary on how the factors selected as relevant in 4.11 are affecting the property either negatively or positively

No Comments

4.12. Invasive/alien species or hyper-abundant species

4.12.1 - Translocated species

Relevant	<input checked="" type="checkbox"/> Not relevant
----------	--

4.12.2 - Invasive/Alien terrestrial species

Relevant	<input checked="" type="checkbox"/> Not relevant
----------	--

4.12.3 - Invasive/Alien freshwater species

Relevant	<input checked="" type="checkbox"/> Not relevant
----------	--

4.12.4 - Invasive/Alien marine species

Relevant	<input checked="" type="checkbox"/> Not relevant
----------	--

4.12.5 - Hyper-abundant species

Relevant	<input checked="" type="checkbox"/> Not relevant
----------	--

4.12.6 - Modified genetic material

Relevant	<input checked="" type="checkbox"/> Not relevant
----------	--

4.12.7 - Please comment as necessary on how the factors selected as relevant in 4.12 are affecting the property either negatively or positively

No Comments

4.13. Management and institutional factors











4.13.1 - Management system/Management plan

<input checked="" type="checkbox"/> Relevant	Not relevant
--	--------------

	Impact		Origin		Trend of impact		
Impact	Current	Potential	Inside	Outside	Decreasing	Stable	Increasing
Positive <input checked="" type="checkbox"/>	<input checked="" type="checkbox"/>	<input checked="" type="checkbox"/>	<input checked="" type="checkbox"/>	<input checked="" type="checkbox"/>			
Negative							











4.13.2 - Legal framework

<input checked="" type="checkbox"/> Relevant	Not relevant
--	--------------

	Impact		Origin		Trend of impact		
Impact	 Current	 Potential	 Inside	 Outside	 Decreasing	 Stable	 Increasing
 Positive ✕	✕		✕	✕			
 Negative							











4.13.3 - Governance

✕ Relevant	Not relevant
------------	--------------

	Impact		Origin		Trend of impact		
Impact	 Current	 Potential	 Inside	 Outside	 Decreasing	 Stable	 Increasing
 Positive ✕	✕	✕	✕	✕			
 Negative							











4.13.4 - Management activities

✕ Relevant	Not relevant
------------	--------------

	Impact		Origin		Trend of impact		
Impact	 Current	 Potential	 Inside	 Outside	 Decreasing	 Stable	 Increasing
 Positive ✕	✕	✕	✕	✕			
 Negative							











4.13.5 - Financial resources

✕ Relevant	Not relevant
------------	--------------

	Impact		Origin		Trend of impact		
Impact	 Current	 Potential	 Inside	 Outside	 Decreasing	 Stable	 Increasing
 Positive ✕	✕	✕	✕	✕			
 Negative							











4.13.6 - Human resources

✕ Relevant	Not relevant
------------	--------------

	Impact		Origin		Trend of impact		
Impact	 Current	 Potential	 Inside	 Outside	 Decreasing	 Stable	 Increasing
 Positive ✕	✕	✕	✕				
 Negative							











4.13.7 - Low impact research/monitoring activities

✕ Relevant	Not relevant
------------	--------------

	Impact		Origin		Trend of impact		
Impact	 Current	 Potential	 Inside	 Outside	 Decreasing	 Stable	 Increasing
 Positive ✕	✕	✕	✕				
 Negative							

4.13.8 - High impact research/monitoring activities

✕ Relevant	Not relevant
------------	--------------

	Impact		Origin		Trend of impact		
Impact	 Current	 Potential	 Inside	 Outside	 Decreasing	 Stable	 Increasing
 Positive ✕	✕	✕	✕				
 Negative							

4.13.9 - Please comment as necessary on how the factors selected as relevant in 4.13 are affecting the property either negatively or positively

No Comments

4.14. Other factor(s)

4.14.1 - Other factor(s)

No Comments

4.15. Factors Summary Table

4.15.1 - Factors Summary Table

Name	Impact		Origin		Trend
4.1 Buildings and Development					
4.1.1 Housing					
4.1.2 Commercial development					
4.1.3 Industrial areas					
4.1.4 Major visitor accommodation and associated infrastructure					
4.1.5 Interpretative and visitation facilities					
4.2 Transportation Infrastructure					
4.2.1 Ground transport infrastructure					
4.2.5 Effects arising from use of transportation infrastructure					
4.3 Services Infrastructures					
4.3.1 Water infrastructure					
4.3.4 Localised utilities					
4.3.5 Major linear utilities					
4.4 Pollution					
4.4.1 Pollution of marine waters					
4.4.2 Ground water pollution					
4.4.4 Air pollution					
4.4.5 Solid waste					
4.5 Biological resource use/modification					
4.5.9 Subsistence hunting					

4.7 Local conditions affecting physical fabric						
4.7.2 Relative humidity						
	⊖	⚠	⚠	⊕		↗
4.7.3 Temperature						
	⊖	⚠	⚠	⊕		↗
4.7.5 Dust						
	⊖	⚠	⚠	⊕		→
4.7.6 Water (rain/water table)						
	⊖	⚠	⚠	⊕		→
4.7.8 Micro-organisms						
	⊖	⚠	⚠	⊕		↗
4.8 Social/Cultural uses of heritage						
4.8.1 Ritual/Spiritual/Religious and associative uses	⊕	⚠	⚠	⊕		↗
4.8.2 Society's valuing of heritage						
	⊖	⚠	⚠	⊕		→
4.8.4 Changes in traditional ways of life and knowledge system						
	⊖	⚠	⚠	⊕		→
4.8.5 Identity, social cohesion, changes in local population and community						
	⊖	⚠	⚠	⊕	↻	↗
4.8.6 Impacts of tourism/Visitation/Recreation	⊕	⚠	⚠	⊕		↗
4.9 Other human activities						
4.9.2 Deliberate destruction of heritage						
	⊖	⚠	⚠	⊕		↗
4.10 Climate change and severe weather events						
4.10.2 Flooding						
	⊖	⚠		⊕		↗
4.11 Sudden ecological or geological events						
4.11.6 Fire (wildfire)						
	⊖	⚠	⚠	⊕	↻	↗
4.13 Management and institutional factors						
4.13.1 Management system/Management plan	⊕	⚠	⚠	⊕	↻	↗
4.13.2 Legal framework	⊕	⚠		⊕	↻	↗
4.13.3 Governance	⊕	⚠	⚠	⊕	↻	↗
4.13.4 Management activities	⊕	⚠	⚠	⊕	↻	↗
4.13.5 Financial resources	⊕	⚠	⚠	⊕	↻	↗

4.13.6 Human resources						
4.13.7 Low impact research/monitoring activities						
4.13.8 High impact research/monitoring activities						
Legend	Current	Potential	Negative	Positive	Inside	Outside

4.16. Assessment of current and potential positive and negative factors





4.16.1 - Assessment of current and potential negative and positive factors

4.1 Buildings and Development






Name	Impact			Origin		Trend
4.1.1 Housing						

Spatial scale - Area affected by the factor	
	Restricted
	Localised
	Extensive
	Widespread
Temporal scale - Occurrence of the impact	
	One off or rare
	Intermittent or sporadic
	Frequent
	On-going
Impact - Impact on the attributes	
	Insignificant
	Minor
	Significant
	Major
Management response - Capacity of management to respond	
	High capacity
	Medium capacity
	Low capacity
	No capacity and / or resources
Trend - Development over the last 6 years	
	Decreasing
	Static
	Increasing

Name	Impact			Origin		Trend
4.1.2 Commercial development						

Name		Impact		Origin		Trend	
4.1.3 Industrial areas							
							
Spatial scale - Area affected by the factor							
	Restricted						
✕	Localised						
	Extensive						
	Widespread						
Temporal scale - Occurrence of the impact							
	One off or rare						
✕	Intermittent or sporadic						
	Frequent						
	On-going						
Impact - Impact on the attributes							
	Insignificant						
✕	Minor						

	Significant
	Major
Management response - Capacity of management to respond	
✕	High capacity
	Medium capacity
	Low capacity
	No capacity and / or resources
Trend - Development over the last 6 years	
	Decreasing
✕	Static
	Increasing






Name	Impact	Origin	Trend
4.1.4 Major visitor accommodation and associated infrastructure	 	 	

Spatial scale - Area affected by the factor	
	Restricted
	Localised
✕	Extensive
	Widespread

Temporal scale - Occurrence of the impact	
	One off or rare
	Intermittent or sporadic
✕	Frequent
	On-going

Impact - Impact on the attributes	
	Insignificant
	Minor
✕	Significant
	Major

Management response - Capacity of management to respond	
	High capacity
✕	Medium capacity
	Low capacity
	No capacity and / or resources
Trend - Development over the last 6 years	
	Decreasing
	Static
✕	Increasing







Name	Impact	Origin	Trend
4.1.5 Interpretative and visitation facilities	  	 	

Spatial scale - Area affected by the factor							
	Restricted						
	Localised						
X	Extensive						
	Widespread						
Temporal scale - Occurrence of the impact							
	One off or rare						
	Intermittent or sporadic						
X	Frequent						
	On-going						
Impact - Impact on the attributes							
	Insignificant						
	Minor						
X	Significant						
	Major						
Management response - Capacity of management to respond							
	High capacity						
X	Medium capacity						
	Low capacity						
	No capacity and / or resources						
Trend - Development over the last 6 years							
	Decreasing						
	Static						
X	Increasing						

4.2 Transportation Infrastructure






Name	Impact	Origin	Trend
4.2.1 Ground transport infrastructure	<div> </div>	<div> </div>	<div> </div>
Spatial scale - Area affected by the factor			
	Restricted		
	Localised		
	Extensive		
X	Widespread		
Temporal scale - Occurrence of the impact			
	One off or rare		
X	Intermittent or sporadic		
	Frequent		
	On-going		
Impact - Impact on the attributes			

	Insignificant
	Minor
	Significant
✕	Major
Management response - Capacity of management to respond	
	High capacity
✕	Medium capacity
	Low capacity
	No capacity and / or resources
Trend - Development over the last 6 years	
	Decreasing
✕	Static
	Increasing




Name	Impact	Origin	Trend
4.2.5 Effects arising from use of transportation infrastructure	  	 	

Spatial scale - Area affected by the factor	
	Restricted
✕	Localised
	Extensive
	Widespread
Temporal scale - Occurrence of the impact	
	One off or rare
✕	Intermittent or sporadic
	Frequent
	On-going
Impact - Impact on the attributes	
	Insignificant
	Minor
✕	Significant
	Major
Management response - Capacity of management to respond	
	High capacity
✕	Medium capacity
	Low capacity
	No capacity and / or resources
Trend - Development over the last 6 years	
	Decreasing
	Static
✕	Increasing

4.3 Services Infrastructures



Name	Impact			Origin		Trend
4.3.1 Water infrastructure						

Spatial scale - Area affected by the factor	
<input checked="" type="checkbox"/>	Restricted
<input type="checkbox"/>	Localised
<input type="checkbox"/>	Extensive
<input type="checkbox"/>	Widespread
Temporal scale - Occurence of the impact	
<input type="checkbox"/>	One off or rare
<input checked="" type="checkbox"/>	Intermittent or sporadic
<input type="checkbox"/>	Frequent
<input type="checkbox"/>	On-going
Impact - Impact on the attributes	
<input checked="" type="checkbox"/>	Insignificant
<input type="checkbox"/>	Minor
<input type="checkbox"/>	Significant
<input type="checkbox"/>	Major
Management response - Capacity of management to respond	
<input type="checkbox"/>	High capacity
<input type="checkbox"/>	Medium capacity
<input checked="" type="checkbox"/>	Low capacity
<input type="checkbox"/>	No capacity and / or resources
Trend - Development over the last 6 years	
<input type="checkbox"/>	Decreasing
<input type="checkbox"/>	Static
<input checked="" type="checkbox"/>	Increasing

Name	Impact			Origin		Trend
4.3.4 Localised utilities						
						

Spatial scale - Area affected by the factor	
<input checked="" type="checkbox"/>	Restricted
<input type="checkbox"/>	Localised
<input type="checkbox"/>	Extensive
<input type="checkbox"/>	Widespread
Temporal scale - Occurence of the impact	
<input type="checkbox"/>	One off or rare
<input checked="" type="checkbox"/>	Intermittent or sporadic
<input type="checkbox"/>	Frequent




	On-going
Impact - Impact on the attributes	
✕	Insignificant
	Minor
	Significant
	Major
Management response - Capacity of management to respond	
	High capacity
✕	Medium capacity
	Low capacity
	No capacity and / or resources
Trend - Development over the last 6 years	
	Decreasing
	Static
✕	Increasing

Name	Impact			Origin		Trend
4.3.5 Major linear utilities						





Spatial scale - Area affected by the factor	
✕	Restricted
	Localised
	Extensive
	Widespread
Temporal scale - Occurrence of the impact	
	One off or rare
✕	Intermittent or sporadic
	Frequent
	On-going
Impact - Impact on the attributes	
✕	Insignificant
	Minor
	Significant
	Major
Management response - Capacity of management to respond	
	High capacity
✕	Medium capacity
	Low capacity
	No capacity and / or resources
Trend - Development over the last 6 years	
	Decreasing
	Static

✕	Increasing
---	------------

4.4 Pollution

Name	Impact			Origin		Trend
4.4.1 Pollution of marine waters						
						

Spatial scale - Area affected by the factor	
✕	Restricted
	Localised
	Extensive
	Widespread
Temporal scale - Occurrence of the impact	
	One off or rare
✕	Intermittent or sporadic
	Frequent
	On-going
Impact - Impact on the attributes	
	Insignificant
✕	Minor
	Significant
	Major
Management response - Capacity of management to respond	
	High capacity
	Medium capacity
✕	Low capacity
	No capacity and / or resources
Trend - Development over the last 6 years	
	Decreasing
✕	Static
	Increasing

Name	Impact			Origin		Trend
4.4.2 Ground water pollution						
						





Spatial scale - Area affected by the factor	
	Restricted
	Localised
✕	Extensive
	Widespread
Temporal scale - Occurrence of the impact	
	One off or rare
	Intermittent or sporadic

✕	Frequent
	On-going
Impact - Impact on the attributes	
	Insignificant
	Minor
✕	Significant
	Major
Management response - Capacity of management to respond	
	High capacity
	Medium capacity
✕	Low capacity
	No capacity and / or resources
Trend - Development over the last 6 years	
	Decreasing
	Static
✕	Increasing

Name	Impact			Origin		Trend
4.4.4 Air pollution						
	⊖	📉	📊	🌐		📈




Spatial scale - Area affected by the factor	
	Restricted
✕	Localised
	Extensive
	Widespread
Temporal scale - Occurrence of the impact	
	One off or rare
✕	Intermittent or sporadic
	Frequent
	On-going
Impact - Impact on the attributes	
	Insignificant
✕	Minor
	Significant
	Major
Management response - Capacity of management to respond	
	High capacity
	Medium capacity
	Low capacity
✕	No capacity and / or resources
Trend - Development over the last 6 years	
	Decreasing

✕	Static
	Increasing

Name	Impact			Origin		Trend
4.4.5 Solid waste						
						

Spatial scale - Area affected by the factor	
	Restricted
✕	Localised
	Extensive
	Widespread
Temporal scale - Occurrence of the impact	
	One off or rare
✕	Intermittent or sporadic
	Frequent
	On-going
Impact - Impact on the attributes	
	Insignificant
	Minor
✕	Significant
	Major
Management response - Capacity of management to respond	
	High capacity
✕	Medium capacity
	Low capacity
	No capacity and / or resources
Trend - Development over the last 6 years	
	Decreasing
✕	Static
	Increasing




4.5 Biological resource use/modification

Name	Impact			Origin		Trend
4.5.9 Subsistence hunting						

Spatial scale - Area affected by the factor	
✕	Restricted
	Localised
	Extensive
	Widespread
Temporal scale - Occurrence of the impact	
	One off or rare

✕	Intermittent or sporadic
	Frequent
	On-going
Impact - Impact on the attributes	
✕	Insignificant
	Minor
	Significant
	Major
Management response - Capacity of management to respond	
	High capacity
	Medium capacity
	Low capacity
✕	No capacity and / or resources
Trend - Development over the last 6 years	
	Decreasing
✕	Static
	Increasing

4.7 Local conditions affecting physical fabric

Name	Impact	Origin	Trend
4.7.2 Relative humidity			
			
			

Spatial scale - Area affected by the factor	
	Restricted
	Localised
	Extensive
✕	Widespread
Temporal scale - Occurrence of the impact	
	One off or rare
	Intermittent or sporadic
	Frequent
✕	On-going
Impact - Impact on the attributes	
	Insignificant
	Minor
	Significant
✕	Major
Management response - Capacity of management to respond	
	High capacity
	Medium capacity
	Low capacity
✕	No capacity and / or resources

Trend - Developement over the last 6 years	
	Decreasing
✕	Static
	Increasing

Name	Impact			Origin		Trend
4.7.3 Temperature						
	⊖	📉	📈	🕒		➡

Spatial scale - Area affected by the factor	
✕	Restricted
	Localised
	Extensive
	Widespread

Temporal scale - Occurence of the impact	
	One off or rare
	Intermittent or sporadic
	Frequent
✕	On-going

Impact - Impact on the attributes	
	Insignificant
✕	Minor
	Significant
	Major

Management response - Capacity of management to respond	
	High capacity
	Medium capacity
	Low capacity
✕	No capacity and / or resources



Trend - Developement over the last 6 years	
	Decreasing
✕	Static
	Increasing

Name	Impact			Origin		Trend
4.7.5 Dust						
	⊖	📉	📈	🕒		➡

Spatial scale - Area affected by the factor	
	Restricted
✕	Localised
	Extensive
	Widespread

Temporal scale - Occurence of the impact	
--	--

	One off or rare
✕	Intermittent or sporadic
	Frequent
	On-going
Impact - Impact on the attributes	
	Insignificant
✕	Minor
	Significant
	Major
Management response - Capacity of management to respond	
	High capacity
	Medium capacity
	Low capacity
✕	No capacity and / or resources
Trend - Development over the last 6 years	
	Decreasing
✕	Static
	Increasing

Name	Impact			Origin		Trend
4.7.6 Water (rain/water table)						
						

Spatial scale - Area affected by the factor	
	Restricted
	Localised
✕	Extensive
	Widespread
Temporal scale - Occurrence of the impact	
	One off or rare
✕	Intermittent or sporadic
	Frequent
	On-going
Impact - Impact on the attributes	
	Insignificant
	Minor
✕	Significant
	Major
Management response - Capacity of management to respond	
	High capacity
✕	Medium capacity
	Low capacity
	No capacity and / or resources

Trend - Development over the last 6 years	
	Decreasing
✕	Static
	Increasing

Name	Impact			Origin		Trend
4.7.8 Micro-organisms						
	⊖	🚩	🚩	🕒		↗

Spatial scale - Area affected by the factor	
	Restricted
✕	Localised
	Extensive
	Widespread

Temporal scale - Occurrence of the impact	
	One off or rare
	Intermittent or sporadic
	Frequent
✕	On-going

Impact - Impact on the attributes	
	Insignificant
	Minor
	Significant
✕	Major

Management response - Capacity of management to respond	
	High capacity
	Medium capacity
✕	Low capacity
	No capacity and / or resources





Trend - Development over the last 6 years	
	Decreasing
	Static
✕	Increasing

4.8 Social/Cultural uses of heritage

Name	Impact			Origin		Trend
4.8.1 Ritual/Spiritual/Religious and associative uses	+	🚩	🚩	🕒		↗





Spatial scale - Area affected by the factor	
	Restricted
✕	Localised
	Extensive
	Widespread

Temporal scale - Occurrence of the impact	
	One off or rare
	Intermittent or sporadic
	Frequent
X	On-going
Impact - Impact on the attributes	
	Insignificant
	Minor
	Significant
X	Major
Management response - Capacity of management to respond	
	High capacity
X	Medium capacity
	Low capacity
	No capacity and / or resources
Trend - Development over the last 6 years	
	Decreasing
X	Static
	Increasing

Name	Impact			Origin		Trend
4.8.2 Society's valuing of heritage						
						

Spatial scale - Area affected by the factor	
	Restricted
	Localised
X	Extensive
	Widespread
Temporal scale - Occurrence of the impact	
	One off or rare
	Intermittent or sporadic
X	Frequent
	On-going
Impact - Impact on the attributes	
	Insignificant
	Minor
	Significant
X	Major
Management response - Capacity of management to respond	
	High capacity
	Medium capacity
X	Low capacity

	No capacity and / or resources
Trend - Development over the last 6 years	
✕	Decreasing
	Static
	Increasing

Name	Impact	Origin	Trend
4.8.4 Changes in traditional ways of life and knowledge system			
	   		






Spatial scale - Area affected by the factor	
	Restricted
	Localised
✕	Extensive
	Widespread

Temporal scale - Occurrence of the impact	
	One off or rare
	Intermittent or sporadic
	Frequent
✕	On-going

Impact - Impact on the attributes	
	Insignificant
	Minor
✕	Significant
	Major




Management response - Capacity of management to respond	
	High capacity
	Medium capacity
✕	Low capacity
	No capacity and / or resources

Trend - Development over the last 6 years	
✕	Decreasing
	Static
	Increasing

Name	Impact	Origin	Trend
4.8.5 Identity, social cohesion, changes in local population and community			
	     		

Spatial scale - Area affected by the factor	
	Restricted
	Localised
✕	Extensive
	Widespread






Temporal scale - Occurrence of the impact	
	One off or rare
	Intermittent or sporadic
	Frequent
✕	On-going
Impact - Impact on the attributes	
	Insignificant
	Minor
	Significant
✕	Major
Management response - Capacity of management to respond	
	High capacity
	Medium capacity
	Low capacity
✕	No capacity and / or resources
Trend - Development over the last 6 years	
	Decreasing
	Static
✕	Increasing

Name	Impact	Origin	Trend
4.8.6 Impacts of tourism/Visitation/Recreation	  		

Spatial scale - Area affected by the factor	
	Restricted
✕	Localised
	Extensive
	Widespread
Temporal scale - Occurrence of the impact	
	One off or rare
	Intermittent or sporadic
✕	Frequent
	On-going
Impact - Impact on the attributes	
	Insignificant
	Minor
✕	Significant
	Major
Management response - Capacity of management to respond	
	High capacity
✕	Medium capacity
	Low capacity

	No capacity and / or resources
Trend - Development over the last 6 years	
	Decreasing
	Static
✕	Increasing

4.9 Other human activities

Name	Impact	Origin	Trend
4.9.2 Deliberate destruction of heritage			
	  		

Spatial scale - Area affected by the factor	
	Restricted
	Localised
	Extensive
✕	Widespread





Temporal scale - Occurrence of the impact	
	One off or rare
	Intermittent or sporadic
✕	Frequent
	On-going

Impact - Impact on the attributes	
	Insignificant
	Minor
	Significant
✕	Major

Management response - Capacity of management to respond	
	High capacity
	Medium capacity
✕	Low capacity
	No capacity and / or resources

Trend - Development over the last 6 years	
	Decreasing
	Static
✕	Increasing

4.10 Climate change and severe weather events

Name	Impact	Origin	Trend
4.10.2 Flooding			
	 		

Spatial scale - Area affected by the factor	
	Restricted

✕	Localised
	Extensive
	Widespread
Temporal scale - Occurrence of the impact	
	One off or rare
	Intermittent or sporadic
✕	Frequent
	On-going
Impact - Impact on the attributes	
	Insignificant
✕	Minor
	Significant
	Major
Management response - Capacity of management to respond	
	High capacity
✕	Medium capacity
	Low capacity
	No capacity and / or resources
Trend - Development over the last 6 years	
	Decreasing
✕	Static
	Increasing







4.11 Sudden ecological or geological events

Name	Impact			Origin		Trend
4.11.6 Fire (wildfire)						

Spatial scale - Area affected by the factor	
	Restricted
	Localised
	Extensive
✕	Widespread
Temporal scale - Occurrence of the impact	
	One off or rare
	Intermittent or sporadic
✕	Frequent
	On-going
Impact - Impact on the attributes	
	Insignificant
	Minor
	Significant
✕	Major

Management response - Capacity of management to respond	
	High capacity
	Medium capacity
✕	Low capacity
	No capacity and / or resources
Trend - Developement over the last 6 years	
	Decreasing
	Static
✕	Increasing

4.13 Management and institutional factors






Name	Impact	Origin	Trend
4.13.1 Management system/Management plan	  	 	

Spatial scale - Area affected by the factor	
	Restricted
	Localised
	Extensive
✕	Widespread

Temporal scale - Occurence of the impact	
	One off or rare
	Intermittent or sporadic
	Frequent
✕	On-going

Impact - Impact on the attributes	
	Insignificant
	Minor
	Significant
✕	Major

Management response - Capacity of management to respond	
	High capacity
	Medium capacity
✕	Low capacity
	No capacity and / or resources
Trend - Developement over the last 6 years	
	Decreasing
✕	Static
	Increasing

Name	Impact	Origin	Trend
4.13.2 Legal framework	 	 	

Spatial scale - Area affected by the factor	
	Restricted
	Localised
	Extensive
✕	Widespread

Temporal scale - Occurrence of the impact	
	One off or rare
	Intermittent or sporadic
	Frequent
✕	On-going

Impact - Impact on the attributes	
	Insignificant
	Minor
	Significant
✕	Major

Management response - Capacity of management to respond	
	High capacity
	Medium capacity
✕	Low capacity
	No capacity and / or resources

Trend - Development over the last 6 years	
	Decreasing
✕	Static
	Increasing





Name	Impact			Origin		Trend
4.13.3 Governance						

Spatial scale - Area affected by the factor	
	Restricted
	Localised
✕	Extensive
	Widespread

Temporal scale - Occurrence of the impact	
	One off or rare
✕	Intermittent or sporadic
	Frequent
	On-going

Impact - Impact on the attributes	
	Insignificant
	Minor
✕	Significant
	Major

Management response - Capacity of management to respond	
	High capacity
	Medium capacity
✕	Low capacity
	No capacity and / or resources
Trend - Development over the last 6 years	
	Decreasing
✕	Static
	Increasing







Name	Impact	Origin	Trend
4.13.4 Management activities	  	 	

Spatial scale - Area affected by the factor	
	Restricted
✕	Localised
	Extensive
	Widespread

Temporal scale - Occurrence of the impact	
	One off or rare
	Intermittent or sporadic
✕	Frequent
	On-going






Impact - Impact on the attributes	
	Insignificant
	Minor
	Significant
✕	Major

Management response - Capacity of management to respond	
	High capacity
✕	Medium capacity
	Low capacity
	No capacity and / or resources
Trend - Development over the last 6 years	
	Decreasing
✕	Static
	Increasing

Name	Impact	Origin	Trend
4.13.5 Financial resources	  	 	





Spatial scale - Area affected by the factor	
---	--

	Restricted
	Localised
	Extensive
✕	Widespread
Temporal scale - Occurence of the impact	
	One off or rare
	Intermittent or sporadic
	Frequent
✕	On-going
Impact - Impact on the attributes	
	Insignificant
	Minor
	Significant
✕	Major
Management response - Capacity of management to respond	
	High capacity
✕	Medium capacity
	Low capacity
	No capacity and / or resources
Trend - Development over the last 6 years	
	Decreasing
	Static
✕	Increasing

Name	Impact			Origin		Trend
4.13.6 Human resources						

Spatial scale - Area affected by the factor	
	Restricted
	Localised
	Extensive
✕	Widespread
Temporal scale - Occurence of the impact	
	One off or rare
	Intermittent or sporadic
	Frequent
✕	On-going
Impact - Impact on the attributes	
	Insignificant
	Minor
	Significant
✕	Major

Management response - Capacity of management to respond	
	High capacity
✕	Medium capacity
	Low capacity
	No capacity and / or resources
Trend - Development over the last 6 years	
	Decreasing
	Static
✕	Increasing






Name	Impact	Origin	Trend
4.13.7 Low impact research/monitoring activities	  		

Spatial scale - Area affected by the factor	
	Restricted
✕	Localised
	Extensive
	Widespread

Temporal scale - Occurrence of the impact	
	One off or rare
✕	Intermittent or sporadic
	Frequent
	On-going

Impact - Impact on the attributes	
	Insignificant
✕	Minor
	Significant
	Major

Management response - Capacity of management to respond	
	High capacity
	Medium capacity
✕	Low capacity
	No capacity and / or resources
Trend - Development over the last 6 years	
	Decreasing
✕	Static
	Increasing

Name	Impact	Origin	Trend
4.13.8 High impact research/monitoring activities	  		

Spatial scale - Area affected by the factor	
---	--

✕	Restricted
	Localised
	Extensive
	Widespread
Temporal scale - Occurrence of the impact	
✕	One off or rare
	Intermittent or sporadic
	Frequent
	On-going
Impact - Impact on the attributes	
✕	Insignificant
	Minor
	Significant
	Major
Management response - Capacity of management to respond	
✕	High capacity
	Medium capacity
	Low capacity
	No capacity and / or resources
Trend - Development over the last 6 years	
	Decreasing
✕	Static
	Increasing

4.17. Serial inscriptions (national or transnational)

4.17.1 - If your property is a serial inscription (national or transnational) please identify which components of the property are impacted by each factor

No Comments

4.18. Prediction of the state of conservation at next cycle of Periodic Reporting.

4.18.1 - Please predict what the state of conservation of each attribute will be approximately 6 years from now (at the time of the next cycle of Periodic Reporting)

	Attribute	Preserved	Compromised	Seriously compromised	Lost
4.18.1.1	historic buildings			✕	
4.18.1.2	wood elements		✕		
4.18.1.3	storage tanks		✕		
4.18.1.4	construction material			✕	
4.18.1.5	open areas		✕		

5. Protection and Management of the Property

5.1. Boundaries and Buffer Zones

5.1.1 - Are the boundaries of the World Heritage property adequate to maintain the property's Outstanding Universal Value?

The boundaries are **adequate to maintain** the property's Outstanding Universal Value

5.1.2 - Are the boundaries of the World Heritage property known and recognised?

The boundaries **are known by both** the management authority and local communities/landowners

5.1.3 - Are the buffer zone(s) of the World Heritage property adequate to maintain the property's Outstanding Universal Value?

The buffer zones are **adequate** to maintain the property's Outstanding Universal Value

5.1.4 - Are the boundaries of the buffer zones known and recognised?

The buffer zones of the World Heritage property **are known and recognised by both** the management authority and local communities/landowners

5.1.5 - Comments, conclusions and/or recommendations related to boundaries and buffer zones of the World Heritage property

No Comments

5.2. Protective Measures

5.2.1 - Protective designation (legal, regulatory, contractual, planning, institutional and/or traditional).

5.2.2 - Please list any legislation and other measures (regulatory -including spatial planning- contractual, institutional or traditional) not included in 5.2.1 and indicate the category

5.2.3 - Is the legal framework (i.e. legislation and/or regulation including spatial planning) adequate for maintaining the Outstanding Universal Value including conditions of Integrity and/or Authenticity of the property?

The **legal framework** for maintaining of the Outstanding Universal Value including conditions of Authenticity and/or Integrity of the World Heritage property provides an **adequate basis for effective management and protection**

5.2.4 - Is the legal framework (i.e. legislation and/or regulation) adequate in the buffer zone for maintaining the Outstanding Universal Value including conditions of Integrity and/or Authenticity of the property?

An **adequate legal framework** in the buffer zone for maintaining the Outstanding Universal Value including conditions of Authenticity and/or Integrity of the World Heritage property exists **but there are some deficiencies in implementation**

5.2.5 - Is the legal framework (i.e. legislation and/or regulation) in the broader setting of the World Heritage property adequate for maintaining the Outstanding Universal Value including conditions of Integrity and/or Authenticity of the property?

An **adequate legal framework** exists for the broader setting of the World Heritage property, **but there are some deficiencies in implementation** which undermine the maintenance of the Outstanding Universal Value including conditions of Authenticity and/or Integrity of the property

5.2.6 - Can the legal framework (i.e. legislation and/or regulation) be enforced?

There is **no effective capacity/resources** to enforce legislation and/or regulation in the World Heritage property

5.2.7 - Please provide a short summary of how the legislation, including spatial planning and other regulation, works in practice

No Comments

5.2.8 - Comments, conclusions and/or recommendations about the information related to the measures taken to protect the World Heritage property

No Comments

5.3. Management System/Management Plan

5.3.1 - Please check the box which most closely match the character of the governance and management system of the property

Public management system at provincial/regional level

If 'Other', please specify

5.3.2 - Management System: Please indicate which of the various management tools listed below are used to help protect the property.

A statutory Management Plan or zoning plan for the property.

Other forms of statutory or non-statutory plans (e.g. strategic plans)

Traditional ways of management recognised by local communities and other specific groups

Governance mechanisms that foster and respect traditional practices, knowledge and uses of the property

Agreed 'Memorandums of Understanding' between different managing institutions, groups or others, including documents agreed with local communities for management

Mechanisms to promote equal participation among and within groups, including different levels of authority, local communities, indigenous people, women and men, and other specific groups

A framework for inclusive economic development, including equal access and distribution of resources and opportunities arising from the protection of the property

A code of practice developed by local communities or other groups

A code of practice developed by industry

An integrated management plan combining World Heritage and any other designations

A management plan

An annual work plan or business plan

A disaster, climate or conflict risk management plan

A visitor/visitation management plan

An environmental management framework

An assessment of biological and cultural diversity and ecosystem services provided by the property

A joint approach to management of cultural and natural heritage

5.3.3 - Please give a brief description of the management system currently in place at your property

No Comments

5.3.4 - Management Documents

5.3.5 - Has any use been made of the 2011 Recommendation on the Historic Urban Landscape in developing policies and best practices for the protection of this property?

The policy for dealing with development proposals is **fully based** on the 2011 Recommendation on the Historic Urban Landscape

5.3.6 - If the Historic Urban Landscape Recommendation has been used at this property, please describe briefly what has been done.

No Comments

5.3.7 - Has any use been made of the Policy Document on the Impacts of Climate Change on World Heritage Properties at the property?

No use has been made of the World Heritage Policy for Climate Change

5.3.8 - If the Climate Change policy has been used, please briefly describe what has been done along with any research on the impacts of Climate Change on the property:

No Comments

5.3.9 - Has any use been made of the Strategy for Reducing Risks from Disasters at World Heritage Properties at the property ?

No use has been made of the Strategy for Reducing Risks from Disasters at World Heritage Properties

5.3.10 - If the Strategy for Reducing Risks from Disasters at World Heritage Properties has been used, please briefly describe what has been done

No Comments

5.3.11 - Rate the coordination between the various levels of administration (i.e. national/federal; regional/provincial/state; local/municipal etc.) involved in the management of the World Heritage property

There is **no coordination** between the range of administrative bodies involved in the management of the property

5.3.12 - Is the management system/plan adequate to maintain the property's Outstanding Universal Value?

The management system/plan is **fully adequate** to maintain the property's Outstanding Universal Value

5.3.13 - Is the management system being implemented?

The management system is being **fully implemented and monitored**

5.3.14 - Is there an annual work/action plan and is it being implemented?

An annual work/action plan **exists and all of its activities are being implemented and monitored**

5.3.15 - Does the management system include formal mechanisms and procedures that ensure participation and contribution of the following groups, living within or near the World Heritage property and/or buffer zone in management decisions that maintain the Outstanding Universal Value of the property?

		Not applicable	No mechanisms for participation	Some participation	Direct participation	Transformative participation in all relevant decision processes
5.3.15.1	Local communities		✗			
5.3.15.2	Local authorities				✗	
5.3.15.3	Landowners in the property and the buffer zone			✗		
5.3.15.4	Indigenous peoples		✗			
5.3.15.5	Women			✗		
5.3.15.6	Other specific groups	✗				
	If you selected, 'Other specific groups' please specify					

5.3.16 - Please rate the cooperation/relationship between the World Heritage property managers/coordinators/staff and the following groups

		Not applicable	Non-existent	Poor	Fair	Good
5.3.16.1	Local communities			✗		
5.3.16.2	Local/Municipal authorities			✗		
5.3.16.3	Indigenous peoples				✗	
5.3.16.4	Landowners				✗	

5.3.16.5	Women				×	
5.3.16.6	Youth/Children			×		
5.3.16.7	Researchers				×	
5.3.16.8	Local Visitors/Tourists				×	
5.3.16.9	National/International tourists				×	
5.3.16.10	Tourism Industry			×		
5.3.16.11	Local businesses and industries			×		
5.3.16.12	NGOs			×		
5.3.16.13	Other specific groups	×				
	If you selected 'Other specific groups', please specify					

5.3.17 - Please rate the extent to which the management system of your property contributes towards achieving the objectives of the World Heritage Committee's Policy for the Integration of a Sustainable Development Perspective into the Processes of the *World Heritage Convention*

		Not applicable	No contribution	Limited	Significant	Full achievement
5.3.17.1	The management system of the property contributes to gender equality			×		
5.3.17.2	The management system of the property provides ecosystem services/benefits to the local community (e.g. fresh air, water, food, medicinal plants)		×			
5.3.17.3	The management system of the property contributes to social inclusion and equity, improving opportunities for all, irrespective of age, sex, disability, ethnicity, origin, religion or economic or other status		×			
5.3.17.4	The management system of the property integrates a human rights-based approach			×		
5.3.17.5	The management system of the property contributes to fostering inclusive local economic development, and to enhancing livelihood			×		
5.3.17.6	The management system of the property contributes to conflict prevention, including respect for cultural diversity within and around the World Heritage property				×	

5.3.18 - Please provide further details on the ratings of the management system given in the table above

No Comments

5.3.19 - Comments, conclusions and/or recommendations related to the management system/plan

No Comments

6. Financial and Human Resources

6.1. Funding

6.1.1 - If your funding sources do not exactly fit those shown, put the relevant amounts against the funding type that most closely represents your situation, and use the comment box below to provide more details.

		Project costs	Running costs
6.1.1.1	Multilateral funding (GEF, World Bank, etc.)	%	%
6.1.1.2	Bilateral international funding	%	%
6.1.1.3	World Heritage Fund (International Assistance)	%	%
6.1.1.4	Contribution from other conventions and programmes	%	%
6.1.1.5	International donations (NGOs, foundations, etc.)	%	%
6.1.1.6	Governmental (national/federal)	%	%
6.1.1.7	Governmental (regional/provincial/state)	50 %	50 %
6.1.1.8	Governmental (local/municipal)	30 %	30 %
6.1.1.9	In-country donations (NGOs, foundations, etc.)	%	%
6.1.1.10	Individual visitor charges (e.g. entry, toilets, parking, camping fees, etc.)	10 %	10 %
6.1.1.11	Commercial activities (e.g. merchandising and catering, filming permit, concessions, etc.)	10 %	10 %
6.1.1.12	Other	%	%
		Total 100 %	Total 100 %

6.1.2 - Please comment here on any other aspects of funding sources not covered in the table above

No comments

6.1.3 - Is the current budget sufficient to manage the World Heritage property effectively?

The available **budget is adequate** for effective management of the World Heritage property

6.1.4 - Are the existing sources of funding secure and likely to remain so?

The existing sources of funding are **secure over both the medium- and long-term**

6.1.5 - Comments, conclusion, and/or recommendations related to finance and infrastructure

No Comments

6.1.6 - Estimate the distribution of men and women involved in the management, conservation, interpretation of the World Heritage properties and the extent to which they are drawn from local communities.

		From local communities %	From elsewhere %
6.1.6.1	Men	20 %	80 %
6.1.6.2	Women	80 %	20 %
		Total 100 %	Total 100 %

6.1.7 - Are available human resources adequate to manage the World Heritage property?

Human resources **partly meet** the management needs of the World Heritage property

6.1.8 - Considering the management needs of the World Heritage property, please rate the availability of professionals in the following disciplines

Conservation	Poor
Environmental sustainability	Not available
Community participation and inclusion	Not available
Risk preparedness	Poor
Capacity development and education	Poor
Administration	Poor
Research and monitoring	Poor
Awareness raising and public information/communication	Poor
Marketing and promotion	Poor
Interpretation	Not available
Visitor management/tourism	Poor
Enforcement (custodians, police)	Poor

6.1.9 - Please rate the availability of training opportunities for the management of the World Heritage property in the following disciplines

Conservation	Not available
Environmental sustainability	Not available
Community participation and inclusion	Not available
Risk preparedness	Not available
Capacity development and education	Not available
Administration	Poor
Research and monitoring	Poor
Awareness raising and public information/communication	Not available
Marketing and promotion	Not available
Interpretation	Not available
Visitor management/tourism	Poor
Enforcement (custodians, police)	Poor

6.1.10 - Has any use been made of the World Heritage Strategy for Capacity Building at the property?

No use has been made of the World Heritage Strategy for Capacity Building

6.1.11 - If the World Heritage Strategy for Capacity Building has been used, please briefly describe what has been done.

No Comments

6.1.12 - Are there site-specific capacity building plans or programmes that develop local expertise and that contribute to the transfer of skills for the conservation and management of the World Heritage property?

A site-based capacity building plan or programme is in place and partially implemented; some technical skills are being transferred to those managing the property locally, but most technical work is carried out by external staff

6.1.13 - Comments, conclusions and/or recommendations related to human resources, expertise and training

No Comments

7. Scientific Studies and Research Projects

7.1 - Is there adequate knowledge (scientific or traditional) about the values and attributes of the World Heritage property to support planning, management and decision-making to ensure that Outstanding Universal Value is maintained?

Knowledge about the values and attributes of the World Heritage property is adequate

7.2 - Is there a planned programme of research at the property which is directed towards management needs and/or improving understanding of Outstanding Universal Value?

There is a comprehensive, integrated programme of research, which is relevant to management needs and/or improving understanding of Outstanding Universal Value

7.3 - Are results from research programmes publicly available and disseminated?

Research results are shared widely with active outreach to local communities and national and international audiences

7.4 - Comments, conclusions and/or recommendations related to scientific studies and research projects

No Comments

8. Education, Information and Awareness Building

8.1 - Please rate the awareness and understanding of the existence and justification for inscription of the World Heritage property amongst the following groups

Local communities	Fair
Local/municipal authorities	Fair
Indigenous peoples	Poor
Landowners	Poor
Women	Fair
Youth/children	Poor
Researchers	Good
Local visitors	Fair
National/international tourists	Good
Tourism industry	Good
Local businesses and industries	Fair
NGOs	Good
Other specific groups	Not applicable
If you selected 'Other specific groups', please describe	No Comments

8.2 - Does the property have a heritage education programme(s) for children and/or youth, that can contribute to a better understanding of heritage, promote diversity and foster intercultural dialogue?

There is a planned education and awareness programme for children and/or youth but it only partly meets the needs

8.3 - Who are the target audiences for education and awareness programmes at your property?

Local communities
Local/municipal authorities
Indigenous peoples
Landowners
Women

Youth/children
Researchers
Local Visitors
National/international tourists
Tourism industry
Local businesses and industries
NGOs

8.4 - Please rate the adequacy of the following visitor facilities and services at the World Heritage property for education, information, interpretation and awareness building

Visitor centre	Not provided but needed
Site museum	Poor
Information booths	Poor
Guided tours	Poor
Trails/routes	Poor
Printed information materials	Poor
Online (website, social media, etc.)	Poor
Transportation facilities	Poor
Other	Not needed
If 'Other' is selected, please specify	No Comments

8.5 - Comments, conclusions and/or recommendations related to education, information and awareness building

No Comments

9. Visitor Management

9.1 - Please provide estimated annual visitor numbers (including national and international visitors) since the last Periodic Report

850.000 / 750.000 / 630.000 / 570.000 / 490.000 /
800.000 / 750.000 / 650.000 / 600.00 / 490.00 /

9.2 - What information sources are used to collect visitor statistics?

Accommodation establishments
Tourism industry
Visitor surveys

9.3 - What is the average length stay of a visitor to the World Heritage property?

One day (no overnight stay)

9.4 - Please provide the source of information

No Comment

9.5 - What is the approximate average daily visitor expenditure? (Please provide an estimated monetary figure in USD)

300 / 500 / 100 / 0 / 0 / 100 /

9.6 - Please provide the source of information

No Comment

9.7 - Does the management system/plan for the World Heritage property include a strategy with an action plan to manage visitors, tourism activity and its derived economic, socio-cultural and environmental impacts?

There is a **strategy** to manage visitors, tourism activity and its derived impacts on the World Heritage property but there are **some deficiencies in implementation**

9.8 - Please provide any comments relating to the answer provided above in question 9.7

No Comment

9.9 - Is visitor use effectively managed to maintain the Outstanding Universal Value of the property?

Visitor use of the World Heritage property is managed but **improvements could be made**

9.10 - Is the effectiveness of tourism management regularly monitored?

Yes, using a different system

If a different system, please specify

A new Commission

9.11 - How does the tourism industry cooperate with the site management to improve visitor experiences and maintain the Outstanding Universal Value of the World Heritage property?

Although the tourism industry is active in the property, there is **no contact** between those responsible for the World Heritage property and the tourism industry

9.12 - How well is the information on the Outstanding Universal Value of the property presented and interpreted?

The Outstanding Universal Value of the property **is adequately presented and interpreted**

9.13 - At how many locations is the World Heritage emblem displayed at the property?

In **many locations**, but **not easily visible** to visitors

9.14 - How does visitor/tourism revenue (e.g. entry charges, permits) contribute to the management of the World Heritage property?

While there is the authority **to collect fees**, they are **not collected**

9.15 - Are there locally driven sustainable tourism initiatives?

Yes

If 'Yes', please specify

9.16 - Are the benefits of tourism shared with local communities?

Yes

If 'Yes', please specify

9.17 - Comments, conclusions and/or recommendations related to visitation/tourism/public use of the World Heritage property

No Comment

10. Monitoring

10.1 - Is there a monitoring programme at the property directed towards management needs and/or towards improving the understanding of the Outstanding Universal Value?

There is a **small amount of monitoring**, but it is not planned

10.2 - Is necessary information available in order to define key indicators for measuring the state of conservation and are they used in monitoring how the Outstanding Universal Value of the property is being maintained?

Information on the values of the World Heritage property is **adequate** and **key indicators have been defined** but **monitoring of the status of indicators could be improved**

10.3 - Are key indicators defined and in place for the following principal aspects of the property?

	Extend of indicators	Not applicable	No indicators	Indicators have been defined but are not yet in use	Indicators are in place and in use since the last Periodic Reporting cycle
10.3.1	State of conservation				×
10.3.2	Effectiveness of the management system				×
10.3.3	Character of governance				×
10.3.4	Appropriate synergy with other conservation designations				×
10.3.5	Contribution to sustainable development				×
10.3.6	Capacity development				×

10.4 - Please provide information on relevant key indicators adopted at the property

No Comment

10.5 - Please rate the level of involvement in monitoring of the following groups:

World Heritage managers/coordinators and staff	Fair
Local/municipal authorities	Fair
Local communities	Poor
Indigenous peoples	Poor
Landowners	Poor
Women	Poor
Researchers	Poor
Tourism industry	Fair

Local businesses and industry	Fair
NGOs	Fair
Other specific groups	Not applicable
If you selected 'Other specific groups', please specify	0

10.6 - Has the State Party implemented relevant recommendations arising from the World Heritage Committee?

Implementation is underway

10.7 - Please provide comments relevant to the implementation of recommendations from the World Heritage Committee.

No Comment

10.8 - Comments, conclusions and/or recommendations related to Monitoring

No Comment

11. Identification of Priority Management Needs

11.1 - Identification of Priority Management Needs

5.2	Protective Measures	
5.2.4	An adequate legal framework in the buffer zone for maintaining the Outstanding Universal Value including conditions of Authenticity and/or Integrity of the World Heritage property exists but there are some deficiencies in implementation	✕
5.2.5	An adequate legal framework exists for the broader setting of the World Heritage property and the buffer zone, but there are some deficiencies in implementation which undermine the maintenance of the Outstanding Universal Value including conditions of Authenticity and/or Integrity of the property	✕
5.2.6	There is no effective capacity/resources to enforce legislation and/or regulation in the World Heritage property	✕
5.3	Management System/Management Plan	
5.3.7	No use has been made of the Policy Document on the Impacts of Climate Change on World Heritage Properties at the property	✕
5.3.9	No use has been made of the Strategy for Reducing Risks from Disasters at World Heritage Properties at the property	✕
5.3.11	There is no coordination between the range of administrative bodies involved in the management of the property	
5.3.17	<ul style="list-style-type: none"> In a limited manner, the management system of the World Heritage property does contribute to gender equality The management system of the World Heritage property does not provide ecosystem services/benefits to the local community (e.g. fresh air, water, food, medicinal plants) The management system of the World Heritage property does not contribute to social inclusion and equity, improving opportunities for all, irrespective of age, sex, disability, ethnicity, origin, religion or economic or other status In a limited manner, the management system of the World Heritage property does integrate a human rights-based approach In a limited manner, the management system of the World Heritage property does contribute to fostering inclusive local economic development, and to enhancing livelihood 	
6.1	Funding	
6.1.7	Human resources partly meet the management needs of the World Heritage property	✕
6.1.10	No use has been made of the World Heritage Strategy for Capacity Development at the World Heritage property	
6.1.12	A site-based capacity building plan or programme is in place and partially implemented; some technical skills are being transferred to those managing the property locally, but most technical work is carried out by external staff	✕
8	Education, Information and Awareness Building	
8.2	There is a planned education and awareness programme for children and/or youth but it only partly meets the needs	✕
9	Visitor Management	
9.7	There is a strategy to manage visitors, tourism activity and its derived impacts on the World Heritage property but there are some deficiencies in implementation	✕
9.9	Visitor use of the World Heritage property is managed but improvements could be made	
9.11	Although the tourism industry is active in the property, there is no contact between tourism operators and those responsible for the World Heritage property	
10	Monitoring	
10.1	There is a small amount of monitoring at the World Heritage property, but it is not planned	✕
10.2	Information on the values of the World Heritage property is adequate and key indicators have been defined but monitoring of the status of indicators could be improved	

Please select 0 more issues.

☒ Please save this question to reflect changes

12. Summary and Conclusions

12.1. Summary - Factors affecting the Property

12.1.1 - Summary - Factors affecting the Property

4.1	Buildings and Development						
4.1.2		Commercial development					
4.4	Pollution						
4.4.2		Ground water pollution					
4.7	Local conditions affecting physical fabric						
4.7.2	Relative humidity	building materials	control humidity	relative humidity	2021	SCTH	no comments
4.7.3		Temperature					
4.7.8	Micro-organisms	general environment	provide control	micro monitoring	2021	municipality	no comments
4.8	Social/Cultural uses of heritage						
4.8.2	Society's valuing of heritage	ii	enhance involvement of local society	number of social events	2019	SCTH	no comments
4.8.4		Changes in traditional ways of life and knowledge system					
4.8.5	Identity, social cohesion, changes in local population and community	enhance involvement of local society	enhance involvement of local society	number of volunteers	2020	SCTH	no comments
4.9	Other human activities						
4.9.2	Deliberate destruction of heritage	all criteria	enhance monitoring and public campaigns	number of collapsed buildings	2019	all stakeholders	no comments
4.11	Sudden ecological or geological events						
4.11.6	Fire (wildfire)	all criteria	stop the deliberate fires near the buildings	number of incidents	2019	Civil Defense	no comments

Question not completed

12.2. Summary - Management Needs

12.2.1 - Summary - Management Needs

5.2	Protective Measures				
		Actions	Timeframe	Lead agency (and others involved)	More info / comment
5.2.4	An adequate legal framework in the buffer zone for maintaining the Outstanding Universal Value including conditions of Authenticity and/or Integrity of the World Heritage property exists but there are some deficiencies in	update implementation	2020	SCTH	No comments

	implementation				
5.2.5	An adequate legal framework exists for the broader setting of the World Heritage property and the buffer zone, but there are some deficiencies in implementation which undermine the maintenance of the Outstanding Universal Value including conditions of Authenticity and/or Integrity of the property	update legal framework	2020	municipality	No comments
5.2.6	There is no effective capacity/resources to enforce legislation and/or regulation in the World Heritage property	update resources	continuous	all stakeholders	No comments
5.3	Management System/Management Plan				
5.3.7	No use has been made of the Policy Document on the Impacts of Climate Change on World Heritage Properties at the property	monitor climate change effects	continuous	municipality	No comments
5.3.9	No use has been made of the Strategy for Reducing Risks from Disasters at World Heritage Properties at the property	Establish Strategy for Reducing Risks from Disasters at the property	2020	Ministry of the Interior	no comments
6.1	Funding				
6.1.7	Human resources partly meet the management needs of the World Heritage property	Provide adequate human resources for the management needs of the property	2020	all stakeholders	no comments
6.1.12	A site-based capacity building plan or programme is in place and partially implemented; some technical skills are being transferred to those managing the property locally, but most technical work is carried out by external staff	Develop site-based capacity building plan or program to be implemented and skills are transferred	2020	all stakeholders	no comments
8	Education, Information and Awareness Building				

8.2	There is a planned education and awareness programme for children and/or youth but it only partly meets the needs	Establish planned education and awareness program for children and/or youth to meet the needs	2021	Ministry of Education and SCTH	no comments
9	Visitor Management				
9.7	There is a strategy to manage visitors, tourism activity and its derived impacts on the World Heritage property but there are some deficiencies in implementation	Establish a strategy to manage visitors, tourism activity and its impacts on the World Heritage property	2020	SCTH	no comments
10	Monitoring				
10.1	There is a small amount of monitoring at the World Heritage property, but it is not planned	Plan Increase amount of monitoring at the World Heritage property.	soon	Jeddah Municipality	no comments

Summary - Management Needs completed

12.3. Conclusions on the State of Conservation of the Property

12.3.1 - Following the analysis undertaken for this report, what is the current state of Authenticity of the World Heritage property?

The Authenticity of the World Heritage property **has been compromised** by factors described in this report

12.3.2 - Following the analysis undertaken for this report, what is the current state of Integrity of the World Heritage property?

The Integrity of the World Heritage property **has been compromised** by factors described in this report

12.3.3 - Following the analysis undertaken for this report, what is the current state of the World Heritage property's Outstanding Universal Value?

The World Heritage property's Outstanding Universal Value has been **maintained**.

12.3.4 - What is the current state of the property's other values?

Other important cultural and/or natural values are being **partially degraded** but the state of conservation of the World Heritage property has **not been significantly impacted**

12.3.5 - Comments. conclusions and/or recommendations related to the state of conservation of the property.

No comments

13. Impact of World Heritage Status

13.1 - Please rate the impacts of World Heritage status of the property in relation to the following areas

Conservation	Very positive
Research and monitoring	Positive
Management effectiveness	Very positive
Quality of life for local communities and indigenous peoples	Positive
Recognition	Positive
Education	Positive
Infrastructure development	Positive
Funding for the property	Positive
International cooperation	Positive
Political support for conservation	Positive

Legal/Policy framework	Very positive
Advocacy	No impact
Institutional coordination	Positive
Security	Positive
Gender equality	No impact
Provision of ecosystem services/ benefits to local communities	Positive
Social inclusion and equity, and improvement of opportunities for all, irrespective of age, sex, disability, ethnicity, origin, religion, or economic or other status	No impact
Fostering inclusive local economic development and enhancing livelihood	Positive
Contributing to conflict prevention, including respect for cultural diversity within and around heritage properties	No impact
Other	Not applicable
If 'Other', please specify	

13.2 - Comments, conclusions and/or recommendations related to World Heritage status and its impacts

No comments

14. Good Practice in the Implementation of the World Heritage Convention

14.1 - Example of good practice in World Heritage protection, identification, conservation or management at the property level

labor saving- plant cover- construction material saving

14.2 - Define which topics are covered by this example of best practice at the property level

Sustainable Development
Synergies
State of Conservation
Management
Governance
Capacity Building

15. Assessment of the Periodic Reporting Exercise

15.1. Relevance of Periodic Reporting

15.1.1 - Has the Periodic Reporting process improved the understanding of the following?

The <i>World Heritage Convention</i>
The concept of Outstanding Universal Value
The property's Outstanding Universal Value
The concept of Integrity and/or Authenticity
The property's Integrity and/or Authenticity
Management effectiveness to maintain the Outstanding Universal Value
Monitoring and reporting

15.1.2 - Please rate the follow-up to conclusions and recommendations from previous Periodic Reporting exercise by the following entities

State Party	Fair
Site Managers	Fair
UNESCO World Heritage Centre	Fair
Advisory Bodies (ICOMOS, IUCN, ICCROM)	Poor

15.2. Use of Data

15.2.1 - How do the authorities in charge of the property plan to use the data recorded from this cycle of Periodic Reporting?

Revision of priorities/strategies/policies for the protection, management and conservation of heritage
Update of management plans
Awareness raising

15.2.2 - Comments on use of data from the Cycle of Periodic Reporting

No comments

15.3. Timing and resources**15.3.1 - Entities involved in the filling out of this online questionnaire (tick as many boxes as applicable)**

Governmental institutions responsible for cultural and natural heritage

Site Manager/Coordinator World Heritage property staff

Focal points of other international conventions/programmes

Responsible persons for local designated sites under other international conventions/ programmes

Staff from other World Heritage properties

UNESCO National Commission

Local communities

Non-Governmental Organizations

ICOMOS International

ICOMOS national/regional

IUCN International

IUCN national/regional

External experts

Donors

15.3.2 - Has a gender balanced contribution and participation been considered in the filling out of this questionnaire?Gender balance has **not been explicitly** considered or implemented in the process.**15.3.3 - Were you given adequate time (i.e. roughly ten months) to gather necessary information and to fill in this questionnaire?**

No

15.3.4 - Please estimate the time (working hours) needed to complete this questionnaire

1 month / 0 / 3 week /

15.3.5 - Did you mobilise any additional resources to fill out this questionnaire?

	Additional resources	No	Yes
15.3.5.1	Human resources	✗	
15.3.5.2	Financial resources for organizing consultation meetings/ training	✗	

15.4. Format and content of the Periodic Report**15.4.1 - How accessible was the information required to complete this questionnaire?****Most** required information was accessible.**15.4.2 - Was the questionnaire easy to use and clear to understand?**

		Very Difficult	Difficult	Easy	Very easy
15.4.2.1	Ease of use of questionnaire				✗
15.4.2.2	Clarity of questions			✗	

15.4.3 - Please provide suggestions for improvement of the Periodic Reporting questionnaire

No comments

15.5. Training and Guidance**15.5.1 - Please rate the level of support in terms of training and guidance from the following entities in completing this questionnaire**

UNESCO World Heritage Centre	Poor
UNESCO (other sectors/field offices)	Poor
UNESCO National Commission	Fair
ICOMOS International	Poor
IUCN International	Not applicable

ICCROM international/regional	Good
ICOMOS national/regional	Not applicable
IUCN national/regional	Not applicable

15.5.2 - Please rate the level of support for completing the Periodic Reporting questionnaire from the following entities

UNESCO World Heritage Centre	No support
State Party Representative (national Focal Point)	Fair
UNESCO other sectors (e.g. field office)	No support
National Commission for UNESCO	No support
ICOMOS International	No support
ICCROM International/regional	Good
ICOMOS national/regional	No support
IUCN national/regional	Not applicable
IUCN International	Not applicable

15.5.3 - Were the online training resources prepared by the World Heritage Centre regarding Periodic Reporting adequate for you to complete this questionnaire?

No

15.5.4 - If you found that the online training resources were not adequate, what changes would you like to see implemented?

No comments

15.6. Actions that will require formal consideration by the World Heritage Committee

15.6.1 - Summary of actions that will require formal consideration by the World Heritage Committee

No item were proposed for update

15.7. Comments, conclusions and/or recommendations related to the Assessment of the Periodic Reporting Exercise

15.7.1 - Comments, conclusions and/or recommendations related to the Assessment of the Periodic Reporting Exercise

Please simplify the reporting more

15.7.2 - Thank you for having filled in all the questions. Please contact your National Focal Point for validation.