

Medieval Monuments in Kosovo

1. World Heritage Property Data

1.1 - Name of World Heritage property


Medieval Monuments in Kosovo

1.2 - World Heritage property details

1.3 - Geographic information table

| Name | Coordinates | Property (ha) | Buffer zone (ha) | Total (ha) | Inscription year |
|--------------------------------|-----------------|---------------|------------------|------------|------------------|
| De ani Monastery | 42.533 / 20.267 | 1.801 | 111.644 | 113.445 | 2004 |
| Patriarchate of Pe Monastery | 42.65 / 20.25 | 1.534 | 99.805 | 101.339 | 2006 |
| Church of the Virgin of Leviša | 42.2 / 20.733 | 0.124 | 3.473 | 3.597 | 2006 |
| Gra anica Monastery | 42.583 / 21.183 | 1.223 | 12.11 | 13.333 | 2006 |
| Total (ha) | | 4.682 | 227.032 | 231.714 | |

1.4 - Map(s)

| Title | Date | Link to source |
|---|------|---|
| De ani Monastery - property inscribed in 2004 | 2004 |  |
| Medieval Monuments in Kosovo - extension 2006 | 2006 |  |

1.5 - Web and Social Media data of the property (if applicable)

2. Other Conventions/Programmes under which the World Heritage property is protected (if applicable)

2.1 - Records indicate that your World Heritage property (in whole or in part) is designated and/or protected under the Conventions/programmes shown in the prefilled table below. Please check and amend as necessary.

| | | The World Heritage property (in whole or in part) <u>is</u> designated and/or protected under this convention/programme | The World Heritage property (in whole or in part) <u>is not</u> designated and/or protected under this convention/programme |
|-------|---|---|---|
| 2.1.1 | International Register of Cultural Property under Special Protection (1954 Hague Convention for the Protection of Cultural Property in the Event of Armed Conflict) | | ✕ |
| 2.1.2 | List of Cultural Property under Enhanced Protection (Second Protocol to the 1954 Hague Convention for the Protection of Cultural Property in the Event of Armed Conflict) | | ✕ |
| 2.1.3 | The List of Wetlands of International Importance (The Ramsar List) (Convention on Wetlands of International Importance (Ramsar Convention)) | | ✕ |
| 2.1.4 | World Network of Biosphere Reserves Man and the Biosphere (MAB) Programme | | ✕ |
| 2.1.5 | Global Geoparks Network UNESCO Global Geoparks | | ✕ |

2.2 - Please provide comments on 2.1 if necessary

2.3 - Do your national authorities intend to request the granting of Enhanced Protection (if relevant) under the Second Protocol to the 1954 Hague Convention for the Protection of Cultural Property in the Event of Armed Conflict for the World Heritage property in the next three years?

Yes

2.4 - Do your national authorities intend to designate whole or part of the World Heritage property for inclusion in the List of Wetlands of International Importance (The Ramsar List), if relevant, in the next three years?

Not applicable

2.5 - Do your national authorities intend to designate whole or part of the World Heritage property as a Man and Biosphere Reserve (if

relevant) in the next three years?

Not applicable

2.6 - Do your national authorities intend to apply for whole or part of World Heritage property to be designated as a UNESCO Global Geopark (if relevant) in the next three years?

Not applicable

2.7 - Please indicate the level of cooperation at property level between designations under different Conventions/Programmes

| | | |
|-------|--|---|
| 2.7.1 | 1954 Hague Convention for the Protection of Cultural Property in the Event of Armed Conflict | |
| 2.7.1 | There is no contact with the Focal Point(s) of this designation/programme. | |
| 2.7.2 | The World Heritage Site Manager occasionally communicates with the Focal Point(s) of this designation/programme. | |
| 2.7.3 | The World Heritage Site Manager regularly communicates with the Focal Point(s) of this designation/programme. | |
| 2.7.4 | The World Heritage Site Manager also manages this designation/programme. | ✕ |
| 2.7.2 | Second Protocol to the 1954 Hague Convention for the Protection of Cultural Property in the Event of Armed Conflict | |
| 2.7.1 | There is no contact with the Focal Point(s) of this designation/programme. | |
| 2.7.2 | The World Heritage Site Manager occasionally communicates with the Focal Point(s) of this designation/programme. | |
| 2.7.3 | The World Heritage Site Manager regularly communicates with the Focal Point(s) of this designation/programme. | |
| 2.7.4 | The World Heritage Site Manager also manages this designation/programme. | ✕ |
| 2.7.3 | Convention on Wetlands of International Importance (Ramsar Convention) | |
| 2.7.1 | There is no contact with the Focal Point(s) of this designation/programme. | ✕ |
| 2.7.2 | The World Heritage Site Manager occasionally communicates with the Focal Point(s) of this designation/programme. | |
| 2.7.3 | The World Heritage Site Manager regularly communicates with the Focal Point(s) of this designation/programme. | |
| 2.7.4 | The World Heritage Site Manager also manages this designation/programme. | |
| 2.7.4 | Man and the Biosphere (MAB) Programme | |
| 2.7.1 | There is no contact with the Focal Point(s) of this designation/programme. | ✕ |
| 2.7.2 | The World Heritage Site Manager occasionally communicates with the Focal Point(s) of this designation/programme. | |
| 2.7.3 | The World Heritage Site Manager regularly communicates with the Focal Point(s) of this designation/programme. | |
| 2.7.4 | The World Heritage Site Manager also manages this designation/programme. | |
| 2.7.5 | UNESCO Global Geoparks | |
| 2.7.1 | There is no contact with the Focal Point(s) of this designation/programme. | ✕ |
| 2.7.2 | The World Heritage Site Manager occasionally communicates with the Focal Point(s) of this designation/programme. | |
| 2.7.3 | The World Heritage Site Manager regularly communicates with the Focal Point(s) of this designation/programme. | |
| 2.7.4 | The World Heritage Site Manager also manages this designation/programme. | |

2.8 - Please add any further comments on cooperation with the other designation(s)/programme(s)

2.9 - Are you aware of any elements associated with the World Heritage property that have been inscribed on the Representative List of the Intangible Cultural Heritage?

Yes

2.10 - Please list any elements associated with the World Heritage property inscribed under the Convention for the Safeguarding of the Intangible Cultural Heritage of which you are aware

Slava, celebration of family saint patron's day (2014)

2.11 - Are you aware of any documentary heritage listed under the Memory of the World Programme associated with the World Heritage property?

No

2.12 - Please list any documentary heritage associated with the World Heritage property listed under the Memory of the World Programme of which you are aware.

3. Statement of Outstanding Universal Value

3.1 - Statement of Outstanding Universal Value for the property as adopted by the World Heritage Committee

Comment

Under evaluation of UNESCO's advisory bodies. Retrospective statement of OUV delivered to UNESCO in January 2022.

3.2 - Please list the key attributes of Outstanding Universal Value of your property and give an assessment of their condition. As a guideline, it is suggested to focus on approximately five key attributes (no more than 15 overall).

| | Brief identification of attribute | Preserved | Compromised | Seriously compromised | Lost |
|--------|--|-----------|-------------|-----------------------|------|
| 3.2.1 | Wholeness: number of components | ✗ | | | |
| 3.2.2 | Wholeness: locations of components | ✗ | | | |
| 3.2.3 | Wholeness: architectural/building structure | ✗ | | | |
| 3.2.4 | Wholeness: architectural decoration | ✗ | | | |
| 3.2.5 | Wholeness: mural paintings | ✗ | | | |
| 3.2.6 | Wholeness: the wider surrounding | ✗ | | | |
| 3.2.7 | Materials: preservation in situ | ✗ | | | |
| 3.2.8 | Materials: stone and brick | ✗ | | | |
| 3.2.9 | Materials: mural paintings (fresco mortar and pigments) | ✗ | | | |
| 3.2.10 | Visual-aesthetic integrity: artistic and cultural aspects of medieval epoch | ✗ | | | |
| 3.2.11 | Visual-aesthetic integrity: the most impressive series of 14th century Byzantine mural paintings | ✗ | | | |
| 3.2.12 | Visual-aesthetic integrity: the picturesque settings | ✗ | | | |
| 3.2.13 | Authenticity: mural paintings represent richness of iconographic subjects | ✗ | | | |
| 3.2.14 | Authenticity: prominent examples of late Byzantine and Romanesque art | ✗ | | | |
| 3.2.15 | Authenticity: the intangible cultural heritage | ✗ | | | |

3.3 - Comments, conclusions and/or recommendations related to Statement of Outstanding Universal Value

4. Factors Affecting the Property

4.1. Buildings and Development

4.1.1 - Housing

Previous answer Cycle 2 (31/07/2014):

- Relevant, Negative, Current, Potential, Outside

| ✗ Relevant | | | | Not relevant | | | |
|--------------|-----------|-------------|----------|--------------|-----------------|----------|--------------|
| | Impact | | Origin | | Trend of impact | | |
| Impact | 🔴 Current | 🟡 Potential | 🟢 Inside | 🟢 Outside | 📉 Decreasing | ➡ Stable | 📈 Increasing |
| 🟢 Positive | | | | | | | |
| 🔴 Negative ✗ | ✗ | ✗ | | ✗ | | | 📈 |

4.1.2 - Commercial development

Previous answer Cycle 2 (31/07/2014):

- Relevant, Negative, Potential, Outside

| ✗ Relevant | | | | Not relevant | | | |
|--------------|-----------|-------------|----------|--------------|-----------------|----------|--------------|
| | Impact | | Origin | | Trend of impact | | |
| Impact | 🔴 Current | 🟡 Potential | 🟢 Inside | 🟢 Outside | 📉 Decreasing | ➡ Stable | 📈 Increasing |
| 🟢 Positive | | | | | | | |
| 🔴 Negative ✗ | ✗ | ✗ | | ✗ | | | 📈 |

4.1.3 - Industrial areas

Previous answer Cycle 2 (31/07/2014):

- Not relevant

| | |
|----------|----------------|
| Relevant | ✗ Not relevant |
|----------|----------------|

4.1.4 - Major visitor accommodation and associated infrastructure

Previous answer Cycle 2 (31/07/2014):

- Not relevant










| | |
|----------|----------------|
| Relevant | ✕ Not relevant |
|----------|----------------|

4.1.5 - Interpretative and visitation facilities

Previous answer Cycle 2 (31/07/2014):

- Relevant, Positive, Potential, Outside

| | |
|------------|--------------|
| ✕ Relevant | Not relevant |
|------------|--------------|

| | Impact | | Origin | | Trend of impact | | |
|--|---|---|--|---|---|--|--|
| Impact |  Current |  Potential |  Inside |  Outside |  Decreasing |  Stable |  Increasing |
|  Positive | | | | | | | |
|  Negative ✕ | ✕ | ✕ | | ✕ | | |  |

4.1.6 - Please comment as necessary on how the factors selected as relevant in 4.1 are affecting the property either negatively or positively











4.2. Transportation Infrastructure

4.2.1 - Ground transport infrastructure

Previous answer Cycle 2 (31/07/2014):

- Relevant, Negative, Current, Potential, Outside

| | |
|------------|--------------|
| ✕ Relevant | Not relevant |
|------------|--------------|

| | Impact | | Origin | | Trend of impact | | |
|--|---|---|--|---|---|--|--|
| Impact |  Current |  Potential |  Inside |  Outside |  Decreasing |  Stable |  Increasing |
|  Positive | | | | | | | |
|  Negative ✕ | ✕ | ✕ | | ✕ | | |  |

4.2.2 - Underground transport infrastructure

Previous answer Cycle 2 (31/07/2014):

- Not relevant

| | |
|----------|----------------|
| Relevant | ✕ Not relevant |
|----------|----------------|

4.2.3 - Air transport infrastructure

Previous answer Cycle 2 (31/07/2014):

- Not relevant

| | |
|----------|----------------|
| Relevant | ✕ Not relevant |
|----------|----------------|

4.2.4 - Marine transport infrastructure

Previous answer Cycle 2 (31/07/2014):

- Relevant, Negative, Current, Potential, Outside











| | |
|----------|----------------|
| Relevant | ✕ Not relevant |
|----------|----------------|

4.2.5 - Effects arising from use of transportation infrastructure

Previous answer Cycle 2 (31/07/2014):

- Not relevant

| | |
|------------|--------------|
| ✕ Relevant | Not relevant |
|------------|--------------|

| | Impact | | Origin | | Trend of impact | | |
|--|---|---|--|---|---|--|--|
| Impact |  Current |  Potential |  Inside |  Outside |  Decreasing |  Stable |  Increasing |
|  Positive | | | | | | | |
|  Negative ✕ | ✕ | ✕ | | ✕ | | |  |

4.2.6 - Please comment as necessary on how the factors selected as relevant in 4.2 are affecting the property either negatively or positively

4.3. Services Infrastructures

4.3.1 - Water infrastructure

Previous answer Cycle 2 (31/07/2014):

- Relevant, Negative, Current, Potential, Outside

| ✕ Relevant | | | Not relevant | | | | |
|--------------|-----------|-------------|--------------|-----------|-----------------|----------|--------------|
| | Impact | | Origin | | Trend of impact | | |
| Impact | 🔴 Current | 🟡 Potential | 🟢 Inside | 🟢 Outside | 📉 Decreasing | ➡ Stable | 📈 Increasing |
| 🟢 Positive | | | | | | | |
| 🔴 Negative ✕ | ✕ | ✕ | | ✕ | | ➡ | |

4.3.2 - Renewable energy facilities

Previous answer Cycle 2 (31/07/2014):

- Relevant, Negative, Potential, Outside

| ✕ Relevant | | | Not relevant | | | | |
|--------------|-----------|-------------|--------------|-----------|-----------------|----------|--------------|
| | Impact | | Origin | | Trend of impact | | |
| Impact | 🔴 Current | 🟡 Potential | 🟢 Inside | 🟢 Outside | 📉 Decreasing | ➡ Stable | 📈 Increasing |
| 🟢 Positive | | | | | | | |
| 🔴 Negative ✕ | ✕ | ✕ | | ✕ | | ➡ | |

4.3.3 - Non-renewable energy facilities

Previous answer Cycle 2 (31/07/2014):

- Relevant, Negative, Potential, Outside

| ✕ Relevant | | | Not relevant | | | | |
|--------------|-----------|-------------|--------------|-----------|-----------------|----------|--------------|
| | Impact | | Origin | | Trend of impact | | |
| Impact | 🔴 Current | 🟡 Potential | 🟢 Inside | 🟢 Outside | 📉 Decreasing | ➡ Stable | 📈 Increasing |
| 🟢 Positive | | | | | | | |
| 🔴 Negative ✕ | ✕ | ✕ | | ✕ | | ➡ | |

4.3.4 - Localised utilities

Previous answer Cycle 2 (31/07/2014):

- Relevant, Negative, Potential, Outside

| ✕ Relevant | | | Not relevant | | | | |
|--------------|-----------|-------------|--------------|-----------|-----------------|----------|--------------|
| | Impact | | Origin | | Trend of impact | | |
| Impact | 🔴 Current | 🟡 Potential | 🟢 Inside | 🟢 Outside | 📉 Decreasing | ➡ Stable | 📈 Increasing |
| 🟢 Positive | | | | | | | |
| 🔴 Negative ✕ | ✕ | ✕ | | ✕ | | ➡ | |

4.3.5 - Major linear utilities

Previous answer Cycle 2 (31/07/2014):

- Relevant, Negative, Potential, Outside

| ✕ Relevant | | | Not relevant | | | | |
|--------------|-----------|-------------|--------------|-----------|-----------------|----------|--------------|
| | Impact | | Origin | | Trend of impact | | |
| Impact | 🔴 Current | 🟡 Potential | 🟢 Inside | 🟢 Outside | 📉 Decreasing | ➡ Stable | 📈 Increasing |
| 🟢 Positive | | | | | | | |
| 🔴 Negative ✕ | ✕ | ✕ | | ✕ | | ➡ | |

4.3.6 - Please comment as necessary on how the factors selected as relevant in 4.3 are affecting the property either negatively or positively

4.4. Pollution

4.4.1 - Pollution of marine waters

Previous answer Cycle 2 (31/07/2014):

- Not relevant

| | |
|----------|----------------|
| Relevant | ✕ Not relevant |
|----------|----------------|

4.4.2 - Ground water pollution

Previous answer Cycle 2 (31/07/2014):

- Relevant, Negative, Potential, Outside

| ✕ Relevant | Not relevant | | | | | | |
|--------------|--------------|-------------|----------|-----------|-----------------|----------|--------------|
| | Impact | | Origin | | Trend of impact | | |
| Impact | 🔥 Current | 🔥 Potential | 📍 Inside | 📍 Outside | ↘ Decreasing | → Stable | ↗ Increasing |
| 🟢 Positive | | | | | | | |
| 🔴 Negative ✕ | ✕ | ✕ | | ✕ | | → | |

4.4.3 - Surface water pollution

Previous answer Cycle 2 (31/07/2014):

- Relevant, Negative, Potential, Outside

| ✕ Relevant | Not relevant | | | | | | |
|--------------|--------------|-------------|----------|-----------|-----------------|----------|--------------|
| | Impact | | Origin | | Trend of impact | | |
| Impact | 🔥 Current | 🔥 Potential | 📍 Inside | 📍 Outside | ↘ Decreasing | → Stable | ↗ Increasing |
| 🟢 Positive | | | | | | | |
| 🔴 Negative ✕ | ✕ | ✕ | | ✕ | | → | |

4.4.4 - Air pollution

Previous answer Cycle 2 (31/07/2014):

- Relevant, Negative, Potential, Outside

| ✕ Relevant | Not relevant | | | | | | |
|--------------|--------------|-------------|----------|-----------|-----------------|----------|--------------|
| | Impact | | Origin | | Trend of impact | | |
| Impact | 🔥 Current | 🔥 Potential | 📍 Inside | 📍 Outside | ↘ Decreasing | → Stable | ↗ Increasing |
| 🟢 Positive | | | | | | | |
| 🔴 Negative ✕ | | ✕ | | ✕ | | → | |

4.4.5 - Solid waste

Previous answer Cycle 2 (31/07/2014):

- Relevant, Negative, Potential, Outside

| ✕ Relevant | Not relevant | | | | | | |
|--------------|--------------|-------------|----------|-----------|-----------------|----------|--------------|
| | Impact | | Origin | | Trend of impact | | |
| Impact | 🔥 Current | 🔥 Potential | 📍 Inside | 📍 Outside | ↘ Decreasing | → Stable | ↗ Increasing |
| 🟢 Positive | | | | | | | |
| 🔴 Negative ✕ | ✕ | ✕ | | ✕ | | | ↗ |

4.4.6 - Input of excess energy

Previous answer Cycle 2 (31/07/2014):

- Not relevant

| | |
|----------|----------------|
| Relevant | ✕ Not relevant |
|----------|----------------|

4.4.7 - Please comment as necessary on how the factors selected as relevant in 4.4 are affecting the property either negatively or positively

4.5. Biological resource use/modification

4.5.1 - Fishing/collecting aquatic resources

Previous answer Cycle 2 (31/07/2014):

- Not relevant

| | |
|----------|--|
| Relevant | <input checked="" type="checkbox"/> Not relevant |
|----------|--|

4.5.2 - Aquaculture

Previous answer Cycle 2 (31/07/2014):

- Not relevant

| | |
|----------|--|
| Relevant | <input checked="" type="checkbox"/> Not relevant |
|----------|--|

4.5.3 - Land conversion

Previous answer Cycle 2 (31/07/2014):

- Not relevant

| | |
|----------|--|
| Relevant | <input checked="" type="checkbox"/> Not relevant |
|----------|--|

4.5.4 - Livestock farming/Grazing of domesticated animals

Previous answer Cycle 2 (31/07/2014):

- Not relevant

| | |
|----------|--|
| Relevant | <input checked="" type="checkbox"/> Not relevant |
|----------|--|

4.5.5 - Crop production

Previous answer Cycle 2 (31/07/2014):

- Not relevant

| | |
|----------|--|
| Relevant | <input checked="" type="checkbox"/> Not relevant |
|----------|--|

4.5.6 - Commercial wild plant collection

Previous answer Cycle 2 (31/07/2014):

- Not relevant

| | |
|----------|--|
| Relevant | <input checked="" type="checkbox"/> Not relevant |
|----------|--|

4.5.7 - Subsistence wild plant collection

Previous answer Cycle 2 (31/07/2014):

- Not relevant

| | |
|----------|--|
| Relevant | <input checked="" type="checkbox"/> Not relevant |
|----------|--|

4.5.8 - Commercial hunting

Previous answer Cycle 2 (31/07/2014):

- Not relevant

| | |
|----------|--|
| Relevant | <input checked="" type="checkbox"/> Not relevant |
|----------|--|

4.5.9 - Subsistence hunting

Previous answer Cycle 2 (31/07/2014):

- Not relevant

| | |
|----------|--|
| Relevant | <input checked="" type="checkbox"/> Not relevant |
|----------|--|

4.5.10 - Forestry/Wood production

Previous answer Cycle 2 (31/07/2014):

- Not relevant

| | |
|----------|--|
| Relevant | <input checked="" type="checkbox"/> Not relevant |
|----------|--|

4.5.11 - Please comment as necessary on how the factors selected as relevant in 4.5 are affecting the property either negatively or positively

4.6. Physical resource extraction

4.6.1 - Mining

Previous answer Cycle 2 (31/07/2014):

- Not relevant

| | |
|----------|----------------|
| Relevant | ✕ Not relevant |
|----------|----------------|

4.6.2 - Quarrying

Previous answer Cycle 2 (31/07/2014):

- Not relevant

| | |
|----------|----------------|
| Relevant | ✕ Not relevant |
|----------|----------------|

4.6.3 - Oil and gas

Previous answer Cycle 2 (31/07/2014):

- Not relevant

| | |
|----------|----------------|
| Relevant | ✕ Not relevant |
|----------|----------------|

4.6.4 - Water (extraction)

Previous answer Cycle 2 (31/07/2014):

- Not relevant

| | |
|----------|----------------|
| Relevant | ✕ Not relevant |
|----------|----------------|

4.6.5 - Please comment as necessary on how the factors selected as relevant in 4.6 are affecting the property either negatively or positively

4.7. Local conditions affecting physical fabric

4.7.1 - Wind

Previous answer Cycle 2 (31/07/2014):

- Not relevant

| | |
|----------|----------------|
| Relevant | ✕ Not relevant |
|----------|----------------|

4.7.2 - Relative humidity

Previous answer Cycle 2 (31/07/2014):

- Relevant, Negative, Potential, Inside

| ✕ Relevant | Not relevant | | | | | | |
|--------------|--------------|-------------|----------|-----------|-----------------|----------|--------------|
| | Impact | | Origin | | Trend of impact | | |
| Impact | 🔴 Current | 🟡 Potential | 🟢 Inside | 🟢 Outside | 📉 Decreasing | ➡ Stable | 📈 Increasing |
| 🟢 Positive | | | | | | | |
| 🔴 Negative ✕ | ✕ | ✕ | ✕ | | | ➡ | |

4.7.3 - Temperature

Previous answer Cycle 2 (31/07/2014):

- Not relevant

| | |
|----------|----------------|
| Relevant | ✕ Not relevant |
|----------|----------------|

4.7.4 - Radiation/Light

Previous answer Cycle 2 (31/07/2014):

- Not relevant










| | |
|----------|----------------|
| Relevant | ✕ Not relevant |
|----------|----------------|

4.7.5 - Dust

Previous answer Cycle 2 (31/07/2014):

- Relevant, Negative, Potential, Outside




| | |
|------------|--------------|
| ✕ Relevant | Not relevant |
|------------|--------------|

| | Impact | | Origin | | Trend of impact | | |
|--|---|---|--|---|---|--|--|
| Impact |  Current |  Potential |  Inside |  Outside |  Decreasing |  Stable |  Increasing |
|  Positive | | | | | | | |
|  Negative ✕ | ✕ | ✕ | | ✕ | | → | |

4.7.6 - Water (rain/water table)

Previous answer Cycle 2 (31/07/2014):

- Relevant, Negative, Potential, Inside, Outside

| ✕ Relevant | | | Not relevant | | | | |
|--|---|---|--|---|---|--|--|
| | Impact | | Origin | | Trend of impact | | |
| Impact |  Current |  Potential |  Inside |  Outside |  Decreasing |  Stable |  Increasing |
|  Positive | | | | | | | |
|  Negative ✕ | ✕ | | ✕ | ✕ |  | | |

4.7.7 - Pests

Previous answer Cycle 2 (31/07/2014):


- Not relevant

| | | | | | | | |
|----------|--|--|----------------|--|--|--|--|
| Relevant | | | ✕ Not relevant | | | | |
|----------|--|--|----------------|--|--|--|--|

4.7.8 - Micro-organisms

Previous answer Cycle 2 (31/07/2014):

- Relevant, Negative, Current, Potential, Inside

| ✕ Relevant | | | Not relevant | | | | |
|--|---|---|--|---|---|--|--|
| | Impact | | Origin | | Trend of impact | | |
| Impact |  Current |  Potential |  Inside |  Outside |  Decreasing |  Stable |  Increasing |
|  Positive | | | | | | | |
|  Negative ✕ | ✕ | ✕ | ✕ | | | → | |

4.7.9 - Please comment as necessary on how the factors selected as relevant in 4.7 are affecting the property either negatively or positively

4.8. Social/Cultural uses of heritage

4.8.1 - Ritual/Spiritual/Religious and associative uses

Previous answer Cycle 2 (31/07/2014):

- Relevant, Positive, Current, Potential, Inside, Outside

| ✕ Relevant | | | Not relevant | | | | |
|--|---|---|--|---|---|--|--|
| | Impact | | Origin | | Trend of impact | | |
| Impact |  Current |  Potential |  Inside |  Outside |  Decreasing |  Stable |  Increasing |
|  Positive ✕ | ✕ | ✕ | ✕ | ✕ | | → | |
|  Negative | | | | | | | |

4.8.2 - Society's valuing of heritage

Previous answer Cycle 2 (31/07/2014):

- Relevant, Positive, Potential, Outside

| ✕ Relevant | | | Not relevant | | | | |
|--|---|---|--|---|---|--|--|
| | Impact | | Origin | | Trend of impact | | |
| Impact |  Current |  Potential |  Inside |  Outside |  Decreasing |  Stable |  Increasing |
|  Positive ✕ | ✕ | | ✕ | ✕ | | → | |
|  Negative ✕ | ✕ | ✕ | | ✕ | | |  |

4.8.3 - Indigenous hunting, gathering and collecting

Previous answer Cycle 2 (31/07/2014):

- Not relevant

| | |
|----------|----------------|
| Relevant | ✕ Not relevant |
|----------|----------------|

4.8.4 - Changes in traditional ways of life and knowledge system

Previous answer Cycle 2 (31/07/2014):

- Relevant, Negative, Potential, Inside, Outside

| | |
|----------|----------------|
| Relevant | ✕ Not relevant |
|----------|----------------|

4.8.5 - Identity, social cohesion, changes in local population and community

Previous answer Cycle 2 (31/07/2014):

- Relevant, Negative, Potential, Outside

| | |
|------------|--------------|
| ✕ Relevant | Not relevant |
|------------|--------------|

| | Impact | | Origin | | Trend of impact | | |
|--------------|-----------|-------------|----------|-----------|-----------------|----------|--------------|
| Impact | 🔴 Current | 🟡 Potential | 🟢 Inside | 🟢 Outside | 📉 Decreasing | ➡ Stable | 📈 Increasing |
| 🟢 Positive | | | | | | | |
| 🔴 Negative ✕ | ✕ | ✕ | | ✕ | | | 📈 |

4.8.6 - Impacts of tourism/Visitation/Recreation

Previous answer Cycle 2 (31/07/2014):

- Relevant, Negative, Potential, Outside

| | |
|------------|--------------|
| ✕ Relevant | Not relevant |
|------------|--------------|

| | Impact | | Origin | | Trend of impact | | |
|--------------|-----------|-------------|----------|-----------|-----------------|----------|--------------|
| Impact | 🔴 Current | 🟡 Potential | 🟢 Inside | 🟢 Outside | 📉 Decreasing | ➡ Stable | 📈 Increasing |
| 🟢 Positive ✕ | ✕ | ✕ | ✕ | | | ➡ | |
| 🔴 Negative | | | | | | | |

4.8.7 - Please comment as necessary on how the factors selected as relevant in 4.8 are affecting the property either negatively or positively

4.9. Other human activities

4.9.1 - Illegal activities

Previous answer Cycle 2 (31/07/2014):

- Relevant, Negative, Current, Potential, Outside

| | |
|------------|--------------|
| ✕ Relevant | Not relevant |
|------------|--------------|

| | Impact | | Origin | | Trend of impact | | |
|--------------|-----------|-------------|----------|-----------|-----------------|----------|--------------|
| Impact | 🔴 Current | 🟡 Potential | 🟢 Inside | 🟢 Outside | 📉 Decreasing | ➡ Stable | 📈 Increasing |
| 🟢 Positive | | | | | | | |
| 🔴 Negative ✕ | ✕ | ✕ | | ✕ | | | 📈 |

4.9.2 - Deliberate destruction of heritage

Previous answer Cycle 2 (31/07/2014):

- Relevant, Negative, Current, Potential, Outside

| | |
|------------|--------------|
| ✕ Relevant | Not relevant |
|------------|--------------|

| | Impact | | Origin | | Trend of impact | | |
|--------------|-----------|-------------|----------|-----------|-----------------|----------|--------------|
| Impact | 🔴 Current | 🟡 Potential | 🟢 Inside | 🟢 Outside | 📉 Decreasing | ➡ Stable | 📈 Increasing |
| 🟢 Positive | | | | | | | |
| 🔴 Negative ✕ | | ✕ | | ✕ | | ➡ | |

4.9.3 - Military training

Previous answer Cycle 2 (31/07/2014):

- Not relevant

Relevant

✕ Not relevant

4.9.4 - War

Previous answer Cycle 2 (31/07/2014):

- Not relevant

Relevant

✕ Not relevant

4.9.5 - Terrorism

Previous answer Cycle 2 (31/07/2014):

- Not relevant

Relevant

✕ Not relevant

4.9.6 - Civil unrest

Previous answer Cycle 2 (31/07/2014):

- Relevant, Negative, Potential, Outside

✕ Relevant

Not relevant

| | Impact | | Origin | | Trend of impact | | |
|------------|---------|-----------|------------|---------|-----------------|--------|------------|
| Impact | Current | Potential | Inside | Outside | Decreasing | Stable | Increasing |
| Positive | | | | | | | |
| Negative ✕ | | ✕ | Negative ✕ | ✕ | | | |

4.9.7 - Please comment as necessary on how the factors selected as relevant in 4.9 are affecting the property either negatively or positively

4.10. Climate change and severe weather events

4.10.1 - Storms

Previous answer Cycle 2 (31/07/2014):

- Not relevant

Relevant

✕ Not relevant

4.10.2 - Flooding

Previous answer Cycle 2 (31/07/2014):

- Not relevant

Relevant

✕ Not relevant

4.10.3 - Drought

Previous answer Cycle 2 (31/07/2014):

- Not relevant

Relevant

✕ Not relevant

4.10.4 - Desertification

Previous answer Cycle 2 (31/07/2014):

- Not relevant

Relevant

✕ Not relevant

4.10.5 - Changes to oceanic waters

Previous answer Cycle 2 (31/07/2014):

- Not relevant

Relevant

✕ Not relevant

4.10.6 - Temperature change

Previous answer Cycle 2 (31/07/2014):

- Not relevant

Relevant

✕ Not relevant

4.10.7 - Other climate change impacts

Previous answer Cycle 2 (31/07/2014):

- Not relevant

Relevant

✕ Not relevant

4.10.8 - Please comment as necessary on how the factors selected as relevant in 4.10 are affecting the property either negatively or positively

4.11. Sudden ecological or geological events

4.11.1 - Volcanic eruption

Previous answer Cycle 2 (31/07/2014):

- Not relevant

Relevant

✕ Not relevant










4.11.2 - Earthquake

Previous answer Cycle 2 (31/07/2014):

- Relevant, Negative, Potential, Outside

✕ Relevant

Not relevant

| | Impact | | Origin | | Trend of impact | | |
|--|---|---|--|---|---|--|--|
| Impact |  Current |  Potential |  Inside |  Outside |  Decreasing |  Stable |  Increasing |
|  Positive | | | | | | | |
|  Negative ✕ | | ✕ | | ✕ | | → | |

4.11.3 - Tsunami/Tidal wave

Previous answer Cycle 2 (31/07/2014):

- Not relevant

Relevant

✕ Not relevant

4.11.4 - Avalanche/Landslide

Previous answer Cycle 2 (31/07/2014):

- Not relevant

Relevant

✕ Not relevant

4.11.5 - Erosion and siltation/Deposition

Previous answer Cycle 2 (31/07/2014):

- Not relevant

Relevant

✕ Not relevant










4.11.6 - Fire (wildfire)

Previous answer Cycle 2 (31/07/2014):

- Relevant, Negative, Potential, Outside

✕ Relevant

Not relevant

| | Impact | | Origin | | Trend of impact | | |
|--|---|---|--|---|---|--|--|
| Impact |  Current |  Potential |  Inside |  Outside |  Decreasing |  Stable |  Increasing |
|  Positive | | | | | | | |
|  Negative ✕ | | ✕ | | ✕ | | → | |

4.11.7 - Please comment as necessary on how the factors selected as relevant in 4.11 are affecting the property either negatively or positively

4.12. Invasive/alien species or hyper-abundant species

4.12.1 - Translocated species

Previous answer Cycle 2 (31/07/2014):

- Not relevant

Relevant

✕ Not relevant

4.12.2 - Invasive/Alien terrestrial species

Previous answer Cycle 2 (31/07/2014):

- Not relevant

| | |
|----------|----------------|
| Relevant | ✕ Not relevant |
|----------|----------------|

4.12.3 - Invasive/Alien freshwater species

Previous answer Cycle 2 (31/07/2014):

- Not relevant

| | |
|----------|----------------|
| Relevant | ✕ Not relevant |
|----------|----------------|

4.12.4 - Invasive/Alien marine species

Previous answer Cycle 2 (31/07/2014):

- Not relevant

| | |
|----------|----------------|
| Relevant | ✕ Not relevant |
|----------|----------------|

4.12.5 - Hyper-abundant species

Previous answer Cycle 2 (31/07/2014):

- Not relevant

| | |
|----------|----------------|
| Relevant | ✕ Not relevant |
|----------|----------------|

4.12.6 - Modified genetic material

Previous answer Cycle 2 (31/07/2014):

- Not relevant

| | |
|----------|----------------|
| Relevant | ✕ Not relevant |
|----------|----------------|

4.12.7 - Please comment as necessary on how the factors selected as relevant in 4.12 are affecting the property either negatively or positively

4.13. Management and institutional factors

4.13.1 - Management system/Management plan

| | |
|------------|--------------|
| ✕ Relevant | Not relevant |
|------------|--------------|

| | Impact | | Origin | | Trend of impact | | |
|--------------|-----------|-------------|----------|-----------|-----------------|----------|--------------|
| Impact | 🔴 Current | 🟡 Potential | 🟢 Inside | 🟢 Outside | 📉 Decreasing | ➡ Stable | 📈 Increasing |
| 🟢 Positive | | | | | | | |
| 🔴 Negative ✕ | ✕ | | ✕ | ✕ | | | 📈 |

4.13.2 - Legal framework

| | |
|------------|--------------|
| ✕ Relevant | Not relevant |
|------------|--------------|

| | Impact | | Origin | | Trend of impact | | |
|--------------|-----------|-------------|----------|-----------|-----------------|----------|--------------|
| Impact | 🔴 Current | 🟡 Potential | 🟢 Inside | 🟢 Outside | 📉 Decreasing | ➡ Stable | 📈 Increasing |
| 🟢 Positive ✕ | ✕ | ✕ | | ✕ | | ➡ | |
| 🔴 Negative | | | | | | | |

4.13.3 - Governance

| | |
|------------|--------------|
| ✕ Relevant | Not relevant |
|------------|--------------|

| | Impact | | Origin | | Trend of impact | | |
|--------------|-----------|-------------|----------|-----------|-----------------|----------|--------------|
| Impact | 🔴 Current | 🟡 Potential | 🟢 Inside | 🟢 Outside | 📉 Decreasing | ➡ Stable | 📈 Increasing |
| 🟢 Positive | | | | | | | |
| 🔴 Negative ✕ | ✕ | | | ✕ | | | 📈 |

4.13.4 - Management activities

Previous answer Cycle 2 (31/07/2014):

- Relevant, Positive, Negative, Potential, Inside

| | | | | | | | |
|--------------|-----------|-------------|----------|--------------|-----------------|----------|--------------|
| ✕ Relevant | | | | Not relevant | | | |
| | Impact | | Origin | | Trend of impact | | |
| Impact | 🔴 Current | 🟡 Potential | 🟢 Inside | 🟢 Outside | 📉 Decreasing | ➡ Stable | 📈 Increasing |
| ➕ Positive ✕ | | ✕ | ✕ | | | ➡ | |
| ➖ Negative ✕ | ✕ | ✕ | | ✕ | | ➡ | |

4.13.5 - Financial resources

| | | | | | | | |
|--------------|-----------|-------------|----------|--------------|-----------------|----------|--------------|
| ✕ Relevant | | | | Not relevant | | | |
| | Impact | | Origin | | Trend of impact | | |
| Impact | 🔴 Current | 🟡 Potential | 🟢 Inside | 🟢 Outside | 📉 Decreasing | ➡ Stable | 📈 Increasing |
| ➕ Positive ✕ | ✕ | | | | | ➡ | |
| ➖ Negative ✕ | ✕ | ✕ | | ✕ | | ➡ | |

4.13.6 - Human resources

| | | | | | | | |
|--------------|-----------|-------------|----------|--------------|-----------------|----------|--------------|
| ✕ Relevant | | | | Not relevant | | | |
| | Impact | | Origin | | Trend of impact | | |
| Impact | 🔴 Current | 🟡 Potential | 🟢 Inside | 🟢 Outside | 📉 Decreasing | ➡ Stable | 📈 Increasing |
| ➕ Positive ✕ | ✕ | | | ✕ | | ➡ | |
| ➖ Negative | | | | | | | |

4.13.7 - Low impact research/monitoring activities

Previous answer Cycle 2 (31/07/2014):

- Relevant, Positive, Potential, Outside

| | | | | | | | |
|--------------|-----------|-------------|----------|--------------|-----------------|----------|--------------|
| ✕ Relevant | | | | Not relevant | | | |
| | Impact | | Origin | | Trend of impact | | |
| Impact | 🔴 Current | 🟡 Potential | 🟢 Inside | 🟢 Outside | 📉 Decreasing | ➡ Stable | 📈 Increasing |
| ➕ Positive ✕ | | ✕ | | ✕ | | ➡ | |
| ➖ Negative | | | | | | | |

4.13.8 - High impact research/monitoring activities

Previous answer Cycle 2 (31/07/2014):

- Relevant, Positive, Negative, Potential, Outside

| | | | | | | | |
|--------------|-----------|-------------|----------|--------------|-----------------|----------|--------------|
| ✕ Relevant | | | | Not relevant | | | |
| | Impact | | Origin | | Trend of impact | | |
| Impact | 🔴 Current | 🟡 Potential | 🟢 Inside | 🟢 Outside | 📉 Decreasing | ➡ Stable | 📈 Increasing |
| ➕ Positive ✕ | | ✕ | | ✕ | | ➡ | |
| ➖ Negative | | | | | | | |

4.13.9 - Please comment as necessary on how the factors selected as relevant in 4.13 are affecting the property either negatively or positively

4.14. Other factor(s)




















































































4.14.1 - Other factor(s)

4.15. Factors Summary Table

4.15.1 - Factors Summary Table

| Name | Impact | Origin | Trend |
|-------------------------------|--------|--------|-------|
| 4.1 Buildings and Development | | | |
| 4.1.1 Housing | | | |

| | | | | | | |
|---|--|--|--|--|--|--|
| | | | | | | |
| 4.1.2 Commercial development | | | | | | |
| | | | | | | |
| 4.1.5 Interpretative and visitation facilities | | | | | | |
| | | | | | | |
| 4.2 Transportation Infrastructure | | | | | | |
| 4.2.1 Ground transport infrastructure | | | | | | |
| | | | | | | |
| 4.2.5 Effects arising from use of transportation infrastructure | | | | | | |
| | | | | | | |
| 4.3 Services Infrastructures | | | | | | |
| 4.3.1 Water infrastructure | | | | | | |
| | | | | | | |
| 4.3.2 Renewable energy facilities | | | | | | |
| | | | | | | |
| 4.3.3 Non-renewable energy facilities | | | | | | |
| | | | | | | |
| 4.3.4 Localised utilities | | | | | | |
| | | | | | | |
| 4.3.5 Major linear utilities | | | | | | |
| | | | | | | |
| 4.4 Pollution | | | | | | |
| 4.4.2 Ground water pollution | | | | | | |
| | | | | | | |
| 4.4.3 Surface water pollution | | | | | | |
| | | | | | | |
| 4.4.4 Air pollution | | | | | | |
| | | | | | | |
| 4.4.5 Solid waste | | | | | | |
| | | | | | | |
| 4.7 Local conditions affecting physical fabric | | | | | | |
| 4.7.2 Relative humidity | | | | | | |
| | | | | | | |
| 4.7.5 Dust | | | | | | |
| | | | | | | |
| 4.7.6 Water (rain/water table) | | | | | | |
| | | | | | | |
| 4.7.8 Micro-organisms | | | | | | |
| | | | | | | |
| 4.8 Social/Cultural uses of heritage | | | | | | |
| 4.8.1 Ritual/Spiritual/Religious and associative uses | | | | | | |
| | | | | | | |
| 4.8.2 Society's valuing of heritage | | | | | | |

| | | | | | | |
|--|---|---|--|--|--|---|
| |  |  |  | |  |  |
| 4.8.5 Identity, social cohesion, changes in local population and community | | | | | | |
| |  |  |  | |  |  |
| 4.8.6 Impacts of tourism/Visitation/Recreation |  |  |  |  | |  |
| | | | | | | |
| 4.9 Other human activities | | | | | | |
| 4.9.1 Illegal activities | | | | | | |
| |  |  |  | |  |  |
| 4.9.2 Deliberate destruction of heritage | | | | | | |
| |  | |  | |  |  |
| 4.9.6 Civil unrest | | | | | | |
| |  | |  | |  |  |
| 4.11 Sudden ecological or geological events | | | | | | |
| 4.11.2 Earthquake | | | | | | |
| |  | |  | |  |  |
| 4.11.6 Fire (wildfire) | | | | | | |
| |  | |  | |  |  |
| 4.13 Management and institutional factors | | | | | | |
| 4.13.1 Management system/Management plan | | | | | | |
| |  |  | |  |  |  |
| 4.13.2 Legal framework |  |  |  | |  |  |
| | | | | | | |
| 4.13.3 Governance | | | | | | |
| |  |  | | |  |  |
| 4.13.4 Management activities |  | |  |  | |  |
| |  |  |  | |  |  |
| 4.13.5 Financial resources |  |  | | | |  |
| |  |  |  | |  |  |
| 4.13.6 Human resources |  |  | | |  |  |
| | | | | | | |
| 4.13.7 Low impact research/monitoring activities |  | |  | |  |  |
| | | | | | | |
| 4.13.8 High impact research/monitoring activities |  | |  | |  |  |
| | | | | | | |
| Legend |  Current |  Potential |  Negative |  Positive |  Inside |  Outside |

4.16. Assessment of current and potential positive and negative factors

4.16.1 - Assessment of current and potential negative and positive factors

4.1 Buildings and Development






| Name | Impact | | | Origin | | Trend |
|---------------|--------|--|--|--------|--|-------|
| 4.1.1 Housing | | | | | | |

| | | | | | | | |
|--|--------------------------------|--|--|--|--|--|--|
| | | | | | | | |
| Spatial scale - Area affected by the factor | | | | | | | |
| | Restricted | | | | | | |
| | Localised | | | | | | |
| ✕ | Extensive | | | | | | |
| | Widespread | | | | | | |
| Temporal scale - Occurrence of the impact | | | | | | | |
| | One off or rare | | | | | | |
| | Intermittent or sporadic | | | | | | |
| ✕ | Frequent | | | | | | |
| | On-going | | | | | | |
| Impact - Impact on the attributes | | | | | | | |
| | Insignificant | | | | | | |
| | Minor | | | | | | |
| ✕ | Significant | | | | | | |
| | Major | | | | | | |
| Management response - Capacity of management to respond | | | | | | | |
| | High capacity | | | | | | |
| | Medium capacity | | | | | | |
| ✕ | Low capacity | | | | | | |
| | No capacity and / or resources | | | | | | |
| Trend - Development over the last 6 years | | | | | | | |
| | Decreasing | | | | | | |
| | Static | | | | | | |
| ✕ | Increasing | | | | | | |

| Name | Impact | | | Origin | | Trend |
|------------------------------|--------|--|--|--------|--|-------|
| 4.1.2 Commercial development | | | | | | |
| | | | | | | |

| | |
|--|--------------------------|
| Spatial scale - Area affected by the factor | |
| | Restricted |
| | Localised |
| ✕ | Extensive |
| | Widespread |
| Temporal scale - Occurrence of the impact | |
| | One off or rare |
| | Intermittent or sporadic |
| ✕ | Frequent |
| | On-going |
| Impact - Impact on the attributes | |
| | Insignificant |
| | Minor |

| | |
|--|--------------------------------|
| ✕ | Significant |
| | Major |
| Management response - Capacity of management to respond | |
| | High capacity |
| | Medium capacity |
| ✕ | Low capacity |
| | No capacity and / or resources |
| Trend - Development over the last 6 years | |
| | Decreasing |
| | Static |
| ✕ | Increasing |

| Name | Impact | | | Origin | | Trend |
|--|---|---|---|--------|---|---|
| 4.1.5 Interpretative and visitation facilities | | | | | | |
| |  |  |  | |  |  |

| | | | | | | |
|--|--------------------------------|--|--|--|--|--|
| Spatial scale - Area affected by the factor | | | | | | |
| | Restricted | | | | | |
| | Localised | | | | | |
| ✕ | Extensive | | | | | |
| | Widespread | | | | | |
| Temporal scale - Occurrence of the impact | | | | | | |
| | One off or rare | | | | | |
| | Intermittent or sporadic | | | | | |
| ✕ | Frequent | | | | | |
| | On-going | | | | | |
| Impact - Impact on the attributes | | | | | | |
| | Insignificant | | | | | |
| | Minor | | | | | |
| ✕ | Significant | | | | | |
| | Major | | | | | |
| Management response - Capacity of management to respond | | | | | | |
| | High capacity | | | | | |
| | Medium capacity | | | | | |
| ✕ | Low capacity | | | | | |
| | No capacity and / or resources | | | | | |
| Trend - Development over the last 6 years | | | | | | |
| | Decreasing | | | | | |
| | Static | | | | | |
| ✕ | Increasing | | | | | |

4.2 Transportation Infrastructure

| Name | Impact | Origin | Trend |
|------|--------|--------|-------|
|------|--------|--------|-------|

| | | | | | | |
|---------------------------------------|--|--|--|--|--|--|
| 4.2.1 Ground transport infrastructure | | | | | | |
| | | | | | | |

Spatial scale - Area affected by the factor

| | |
|---|------------|
| | Restricted |
| | Localised |
| ✕ | Extensive |
| | Widespread |

Temporal scale - Occurrence of the impact

| | |
|---|--------------------------|
| ✕ | One off or rare |
| | Intermittent or sporadic |
| | Frequent |
| | On-going |

Impact - Impact on the attributes

| | |
|---|---------------|
| | Insignificant |
| | Minor |
| ✕ | Significant |
| | Major |

Management response - Capacity of management to respond

| | |
|---|--------------------------------|
| | High capacity |
| | Medium capacity |
| ✕ | Low capacity |
| | No capacity and / or resources |

Trend - Development over the last 6 years

| | |
|---|------------|
| | Decreasing |
| ✕ | Static |
| | Increasing |

| Name | Impact | | | Origin | | Trend |
|---|--------|--|--|--------|--|-------|
| 4.2.5 Effects arising from use of transportation infrastructure | | | | | | |
| | | | | | | |

Spatial scale - Area affected by the factor

| | |
|---|------------|
| | Restricted |
| | Localised |
| ✕ | Extensive |
| | Widespread |

Temporal scale - Occurrence of the impact

| | |
|---|--------------------------|
| ✕ | One off or rare |
| | Intermittent or sporadic |
| | Frequent |
| | On-going |

Impact - Impact on the attributes




| | |
|--|---------------|
| | Insignificant |
|--|---------------|

| | |
|--|--------------------------------|
| | Minor |
| ✕ | Significant |
| | Major |
| Management response - Capacity of management to respond | |
| | High capacity |
| | Medium capacity |
| ✕ | Low capacity |
| | No capacity and / or resources |
| Trend - Development over the last 6 years | |
| | Decreasing |
| ✕ | Static |
| | Increasing |




4.3 Services Infrastructures

| Name | Impact | | | Origin | | Trend |
|----------------------------|--------|---|---|--------|---|-------|
| 4.3.1 Water infrastructure | | | | | | |
| | ⊖ | 🚩 | 🚩 | | 🔄 | ➡ |

| | |
|--|--------------------------------|
| Spatial scale - Area affected by the factor | |
| | Restricted |
| ✕ | Localised |
| | Extensive |
| | Widespread |
| Temporal scale - Occurrence of the impact | |
| ✕ | One off or rare |
| | Intermittent or sporadic |
| | Frequent |
| | On-going |
| Impact - Impact on the attributes | |
| | Insignificant |
| ✕ | Minor |
| | Significant |
| | Major |
| Management response - Capacity of management to respond | |
| | High capacity |
| | Medium capacity |
| ✕ | Low capacity |
| | No capacity and / or resources |
| Trend - Development over the last 6 years | |
| | Decreasing |
| ✕ | Static |
| | Increasing |






| Name | Impact | Origin | Trend |
|-----------------------------------|---|---|---|
| 4.3.2 Renewable energy facilities | | | |
| |  |  |  |

| Spatial scale - Area affected by the factor | |
|---|--------------------------------|
| | Restricted |
| ✕ | Localised |
| | Extensive |
| | Widespread |
| Temporal scale - Occurrence of the impact | |
| ✕ | One off or rare |
| | Intermittent or sporadic |
| | Frequent |
| | On-going |
| Impact - Impact on the attributes | |
| | Insignificant |
| ✕ | Minor |
| | Significant |
| | Major |
| Management response - Capacity of management to respond | |
| | High capacity |
| | Medium capacity |
| ✕ | Low capacity |
| | No capacity and / or resources |
| Trend - Development over the last 6 years | |
| | Decreasing |
| ✕ | Static |
| | Increasing |

| Name | Impact | Origin | Trend |
|---------------------------------------|---|---|---|
| 4.3.3 Non-renewable energy facilities | | | |
| |  |  |  |

| Spatial scale - Area affected by the factor | |
|---|--------------------------|
| | Restricted |
| ✕ | Localised |
| | Extensive |
| | Widespread |
| Temporal scale - Occurrence of the impact | |
| ✕ | One off or rare |
| | Intermittent or sporadic |
| | Frequent |
| | On-going |
| Impact - Impact on the attributes | |

| | |
|---|--------------------------------|
| | Insignificant |
| ✕ | Minor |
| | Significant |
| | Major |
| Management response - Capacity of management to respond | |
| | High capacity |
| | Medium capacity |
| ✕ | Low capacity |
| | No capacity and / or resources |
| Trend - Development over the last 6 years | |
| | Decreasing |
| ✕ | Static |
| | Increasing |

| Name | Impact | | | Origin | | Trend |
|---------------------------|---|---|---|--------|---|---|
| 4.3.4 Localised utilities | | | | | | |
| |  |  |  | |  |  |






| | |
|---|--------------------------------|
| Spatial scale - Area affected by the factor | |
| | Restricted |
| ✕ | Localised |
| | Extensive |
| | Widespread |
| Temporal scale - Occurrence of the impact | |
| ✕ | One off or rare |
| | Intermittent or sporadic |
| | Frequent |
| | On-going |
| Impact - Impact on the attributes | |
| | Insignificant |
| ✕ | Minor |
| | Significant |
| | Major |
| Management response - Capacity of management to respond | |
| | High capacity |
| | Medium capacity |
| ✕ | Low capacity |
| | No capacity and / or resources |
| Trend - Development over the last 6 years | |
| | Decreasing |
| ✕ | Static |
| | Increasing |

| Name | Impact | Origin | Trend |
|------|--------|--------|-------|
|------|--------|--------|-------|





| | | | | | |
|---|---|---|--|---|---|
| | | | | | |
|  |  |  | |  |  |

| Spatial scale - Area affected by the factor | |
|---|--------------------------------|
| | Restricted |
| ✗ | Localised |
| | Extensive |
| | Widespread |
| Temporal scale - Occurrence of the impact | |
| ✗ | One off or rare |
| | Intermittent or sporadic |
| | Frequent |
| | On-going |
| Impact - Impact on the attributes | |
| | Insignificant |
| ✗ | Minor |
| | Significant |
| | Major |
| Management response - Capacity of management to respond | |
| | High capacity |
| | Medium capacity |
| ✗ | Low capacity |
| | No capacity and / or resources |
| Trend - Development over the last 6 years | |
| | Decreasing |
| ✗ | Static |
| | Increasing |






4.4 Pollution

| Name | | Impact | | | Origin | | Trend |
|---|--------------------------|---|---|---|--------|---|---|
| 4.4.2 Ground water pollution | | | | | | | |
| | |  |  |  | |  |  |
| Spatial scale - Area affected by the factor | | | | | | | |
| | Restricted | | | | | | |
| ✕ | Localised | | | | | | |
| | Extensive | | | | | | |
| | Widespread | | | | | | |
| Temporal scale - Occurence of the impact | | | | | | | |
| | One off or rare | | | | | | |
| ✕ | Intermittent or sporadic | | | | | | |
| | Frequent | | | | | | |
| | On-going | | | | | | |



| Impact - Impact on the attributes | |
|---|--------------------------------|
| | Insignificant |
| ✕ | Minor |
| | Significant |
| | Major |
| Management response - Capacity of management to respond | |
| | High capacity |
| | Medium capacity |
| ✕ | Low capacity |
| | No capacity and / or resources |
| Trend - Development over the last 6 years | |
| | Decreasing |
| ✕ | Static |
| | Increasing |

| Name | Impact | | | Origin | | Trend |
|-------------------------------|---|---|---|--------|---|---|
| 4.4.3 Surface water pollution | | | | | | |
| |  |  |  | |  |  |

| Spatial scale - Area affected by the factor | |
|---|--------------------------------|
| | Restricted |
| ✕ | Localised |
| | Extensive |
| | Widespread |
| Temporal scale - Occurrence of the impact | |
| | One off or rare |
| ✕ | Intermittent or sporadic |
| | Frequent |
| | On-going |
| Impact - Impact on the attributes | |
| | Insignificant |
| ✕ | Minor |
| | Significant |
| | Major |
| Management response - Capacity of management to respond | |
| | High capacity |
| | Medium capacity |
| ✕ | Low capacity |
| | No capacity and / or resources |
| Trend - Development over the last 6 years | |
| | Decreasing |
| ✕ | Static |
| | Increasing |

| Name | Impact | Origin | Trend |
|---------------------|---|---|---|
| 4.4.4 Air pollution | | | |
| |  |  |    |





| Spatial scale - Area affected by the factor | |
|---|--------------------------------|
| | Restricted |
| ✕ | Localised |
| | Extensive |
| | Widespread |
| Temporal scale - Occurrence of the impact | |
| | One off or rare |
| ✕ | Intermittent or sporadic |
| | Frequent |
| | On-going |
| Impact - Impact on the attributes | |
| | Insignificant |
| ✕ | Minor |
| | Significant |
| | Major |
| Management response - Capacity of management to respond | |
| ✕ | High capacity |
| | Medium capacity |
| | Low capacity |
| | No capacity and / or resources |
| Trend - Development over the last 6 years | |
| | Decreasing |
| ✕ | Static |
| | Increasing |

| Name | Impact | Origin | Trend |
|-------------------|---|---|---|
| 4.4.5 Solid waste | | | |
| |    |  |  |

| Spatial scale - Area affected by the factor | |
|---|--------------------------|
| | Restricted |
| | Localised |
| ✕ | Extensive |
| | Widespread |
| Temporal scale - Occurrence of the impact | |
| | One off or rare |
| | Intermittent or sporadic |
| ✕ | Frequent |
| | On-going |





| Impact - Impact on the attributes | |
|---|--------------------------------|
| | Insignificant |
| | Minor |
| ✕ | Significant |
| | Major |
| Management response - Capacity of management to respond | |
| | High capacity |
| | Medium capacity |
| ✕ | Low capacity |
| | No capacity and / or resources |
| Trend - Developement over the last 6 years | |
| | Decreasing |
| | Static |
| ✕ | Increasing |

4.7 Local conditions affecting physical fabric

| Name | Impact | | | Origin | | Trend |
|-------------------------|---|---|---|---|--|---|
| 4.7.2 Relative humidity | | | | | | |
| |  |  |  |  | |  |

| Spatial scale - Area affected by the factor | |
|---|--------------------------------|
| | Restricted |
| ✕ | Localised |
| | Extensive |
| | Widespread |
| Temporal scale - Occurence of the impact | |
| | One off or rare |
| ✕ | Intermittent or sporadic |
| | Frequent |
| | On-going |
| Impact - Impact on the attributes | |
| | Insignificant |
| ✕ | Minor |
| | Significant |
| | Major |
| Management response - Capacity of management to respond | |
| ✕ | High capacity |
| | Medium capacity |
| | Low capacity |
| | No capacity and / or resources |
| Trend - Developement over the last 6 years | |
| | Decreasing |
| ✕ | Static |

| | |
|--|------------|
| | Increasing |
|--|------------|

| Name | Impact | Origin | Trend |
|------------|---|---|---|
| 4.7.5 Dust | | | |
| |  |  |  |
| | |  |  |

Spatial scale - Area affected by the factor

| | |
|---|------------|
| | Restricted |
| ✕ | Localised |
| | Extensive |
| | Widespread |

Temporal scale - Occurrence of the impact

| | |
|---|--------------------------|
| | One off or rare |
| ✕ | Intermittent or sporadic |
| | Frequent |
| | On-going |

Impact - Impact on the attributes





| | |
|---|---------------|
| | Insignificant |
| ✕ | Minor |
| | Significant |
| | Major |

Management response - Capacity of management to respond

| | |
|---|--------------------------------|
| ✕ | High capacity |
| | Medium capacity |
| | Low capacity |
| | No capacity and / or resources |

Trend - Development over the last 6 years

| | |
|---|------------|
| | Decreasing |
| ✕ | Static |
| | Increasing |

| Name | Impact | Origin | Trend |
|--------------------------------|---|---|---|
| 4.7.6 Water (rain/water table) | | | |
| |  |  |  |
| | |  |  |



Spatial scale - Area affected by the factor

| | |
|---|------------|
| | Restricted |
| ✕ | Localised |
| | Extensive |
| | Widespread |

Temporal scale - Occurrence of the impact

| | |
|---|--------------------------|
| | One off or rare |
| ✕ | Intermittent or sporadic |
| | Frequent |






| | |
|--|--------------------------------|
| | On-going |
| Impact - Impact on the attributes | |
| | Insignificant |
| ✕ | Minor |
| | Significant |
| | Major |
| Management response - Capacity of management to respond | |
| ✕ | High capacity |
| | Medium capacity |
| | Low capacity |
| | No capacity and / or resources |
| Trend - Development over the last 6 years | |
| | Decreasing |
| ✕ | Static |
| | Increasing |

| Name | Impact | | | Origin | | Trend |
|-----------------------|---|---|---|---|--|---|
| 4.7.8 Micro-organisms | | | | | | |
| |  |  |  |  | |  |











| | |
|--|--------------------------------|
| Spatial scale - Area affected by the factor | |
| | Restricted |
| ✕ | Localised |
| | Extensive |
| | Widespread |
| Temporal scale - Occurrence of the impact | |
| | One off or rare |
| ✕ | Intermittent or sporadic |
| | Frequent |
| | On-going |
| Impact - Impact on the attributes | |
| | Insignificant |
| ✕ | Minor |
| | Significant |
| | Major |
| Management response - Capacity of management to respond | |
| ✕ | High capacity |
| | Medium capacity |
| | Low capacity |
| | No capacity and / or resources |
| Trend - Development over the last 6 years | |
| | Decreasing |
| ✕ | Static |

| | |
|--|------------|
| | Increasing |
|--|------------|

4.8 Social/Cultural uses of heritage






| Name | Impact | Origin | Trend |
|---|---|---|---|
| 4.8.1 Ritual/Spiritual/Religious and associative uses |    |   |  |
| | | | |

| Spatial scale - Area affected by the factor | |
|---|--------------------------------|
| | Restricted |
| | Localised |
| ✕ | Extensive |
| | Widespread |
| Temporal scale - Occurrence of the impact | |
| | One off or rare |
| | Intermittent or sporadic |
| ✕ | Frequent |
| | On-going |
| Impact - Impact on the attributes | |
| | Insignificant |
| | Minor |
| ✕ | Significant |
| | Major |
| Management response - Capacity of management to respond | |
| ✕ | High capacity |
| | Medium capacity |
| | Low capacity |
| | No capacity and / or resources |
| Trend - Development over the last 6 years | |
| | Decreasing |
| | Static |
| ✕ | Increasing |

| Name | Impact | Origin | Trend |
|-------------------------------------|---|---|---|
| 4.8.2 Society's valuing of heritage |    |   |  |
| |    |   |  |





| Spatial scale - Area affected by the factor | |
|---|--------------------------|
| | Restricted |
| ✕ | Localised |
| | Extensive |
| | Widespread |
| Temporal scale - Occurrence of the impact | |
| ✕ | One off or rare |
| | Intermittent or sporadic |

| | |
|--|--------------------------------|
| | Frequent |
| | On-going |
| Impact - Impact on the attributes | |
| | Insignificant |
| | Minor |
| ✕ | Significant |
| | Major |
| Management response - Capacity of management to respond | |
| | High capacity |
| | Medium capacity |
| ✕ | Low capacity |
| | No capacity and / or resources |
| Trend - Development over the last 6 years | |
| | Decreasing |
| ✕ | Static |
| | Increasing |

| Name | Impact | | | Origin | | Trend |
|--|--|--|--|--------|--|--|
| 4.8.5 Identity, social cohesion, changes in local population and community | | | | | | |
| |  |  |  | |  |  |

| | |
|--|--------------------------------|
| Spatial scale - Area affected by the factor | |
| | Restricted |
| | Localised |
| ✕ | Extensive |
| | Widespread |
| Temporal scale - Occurrence of the impact | |
| | One off or rare |
| | Intermittent or sporadic |
| ✕ | Frequent |
| | On-going |
| Impact - Impact on the attributes | |
| | Insignificant |
| | Minor |
| ✕ | Significant |
| | Major |
| Management response - Capacity of management to respond | |
| | High capacity |
| | Medium capacity |
| ✕ | Low capacity |
| | No capacity and / or resources |
| Trend - Development over the last 6 years | |
| | Decreasing |

| | |
|---|------------|
| | Static |
| ✕ | Increasing |

| Name | Impact | Origin | Trend |
|--|---|---|---|
| 4.8.6 Impacts of tourism/Visitation/Recreation |    |  |  |
| | | | |

Spatial scale - Area affected by the factor

| | |
|---|------------|
| | Restricted |
| | Localised |
| ✕ | Extensive |
| | Widespread |

Temporal scale - Occurrence of the impact

| | |
|---|--------------------------|
| | One off or rare |
| | Intermittent or sporadic |
| ✕ | Frequent |
| | On-going |

Impact - Impact on the attributes

| | |
|---|---------------|
| | Insignificant |
| | Minor |
| ✕ | Significant |
| | Major |





Management response - Capacity of management to respond

| | |
|---|--------------------------------|
| ✕ | High capacity |
| | Medium capacity |
| | Low capacity |
| | No capacity and / or resources |

Trend - Development over the last 6 years

| | |
|---|------------|
| | Decreasing |
| | Static |
| ✕ | Increasing |

4.9 Other human activities

| Name | Impact | Origin | Trend |
|--------------------------|---|---|---|
| 4.9.1 Illegal activities |    |  |  |

Spatial scale - Area affected by the factor

| | |
|---|------------|
| | Restricted |
| ✕ | Localised |
| | Extensive |
| | Widespread |

Temporal scale - Occurrence of the impact





| | |
|--|-----------------|
| | One off or rare |
|--|-----------------|

| | |
|---|--------------------------------|
| ✕ | Intermittent or sporadic |
| | Frequent |
| | On-going |
| Impact - Impact on the attributes | |
| | Insignificant |
| ✕ | Minor |
| | Significant |
| | Major |
| Management response - Capacity of management to respond | |
| | High capacity |
| | Medium capacity |
| ✕ | Low capacity |
| | No capacity and / or resources |
| Trend - Development over the last 6 years | |
| | Decreasing |
| ✕ | Static |
| | Increasing |

| Name | Impact | | | Origin | | Trend |
|--|--------|--|---|--------|---|-------|
| 4.9.2 Deliberate destruction of heritage | | | | | | |
| | ⊖ | | 📌 | | 🔄 | ➡ |

| | |
|---|--------------------------------|
| Spatial scale - Area affected by the factor | |
| | Restricted |
| ✕ | Localised |
| | Extensive |
| | Widespread |
| Temporal scale - Occurrence of the impact | |
| | One off or rare |
| ✕ | Intermittent or sporadic |
| | Frequent |
| | On-going |
| Impact - Impact on the attributes | |
| | Insignificant |
| | Minor |
| ✕ | Significant |
| | Major |
| Management response - Capacity of management to respond | |
| | High capacity |
| | Medium capacity |
| ✕ | Low capacity |
| | No capacity and / or resources |
| Trend - Development over the last 6 years | |

| | |
|---|------------|
| | Decreasing |
| ✕ | Static |
| | Increasing |

| Name | Impact | Origin | Trend |
|--------------------|---|---|---|
| 4.9.6 Civil unrest | | | |
| |  |  |   |

Spatial scale - Area affected by the factor

| | |
|---|------------|
| | Restricted |
| | Localised |
| ✕ | Extensive |
| | Widespread |

Temporal scale - Occurrence of the impact

| | |
|---|--------------------------|
| | One off or rare |
| ✕ | Intermittent or sporadic |
| | Frequent |
| | On-going |

Impact - Impact on the attributes

| | |
|---|---------------|
| | Insignificant |
| ✕ | Minor |
| | Significant |
| | Major |





Management response - Capacity of management to respond

| | |
|---|--------------------------------|
| | High capacity |
| | Medium capacity |
| ✕ | Low capacity |
| | No capacity and / or resources |

Trend - Development over the last 6 years

| | |
|---|------------|
| | Decreasing |
| ✕ | Static |
| | Increasing |

4.11 Sudden ecological or geological events




| Name | Impact | Origin | Trend |
|-------------------|---|---|---|
| 4.11.2 Earthquake | | | |
| |  |  |   |

Spatial scale - Area affected by the factor

| | |
|---|------------|
| ✕ | Restricted |
| | Localised |
| | Extensive |
| | Widespread |

Temporal scale - Occurrence of the impact






| | |
|--|--------------------------------|
| ✕ | One off or rare |
| | Intermittent or sporadic |
| | Frequent |
| | On-going |
| Impact - Impact on the attributes | |
| | Insignificant |
| | Minor |
| ✕ | Significant |
| | Major |
| Management response - Capacity of management to respond | |
| | High capacity |
| ✕ | Medium capacity |
| | Low capacity |
| | No capacity and / or resources |
| Trend - Development over the last 6 years | |
| | Decreasing |
| ✕ | Static |
| | Increasing |

| Name | Impact | Origin | Trend |
|------------------------|---|---|---|
| 4.11.6 Fire (wildfire) | | | |
| |  |  |  |

| | |
|--|--------------------------------|
| Spatial scale - Area affected by the factor | |
| | Restricted |
| ✕ | Localised |
| | Extensive |
| | Widespread |
| Temporal scale - Occurrence of the impact | |
| ✕ | One off or rare |
| | Intermittent or sporadic |
| | Frequent |
| | On-going |
| Impact - Impact on the attributes | |
| | Insignificant |
| | Minor |
| ✕ | Significant |
| | Major |
| Management response - Capacity of management to respond | |
| | High capacity |
| | Medium capacity |
| ✕ | Low capacity |
| | No capacity and / or resources |

| Trend - Development over the last 6 years | |
|---|------------|
| | Decreasing |
| ✕ | Static |
| | Increasing |

4.13 Management and institutional factors

| Name | Impact | Origin | Trend |
|--|---|---|---|
| 4.13.1 Management system/Management plan | | | |
| |   |   |  |




| Spatial scale - Area affected by the factor | |
|---|------------|
| | Restricted |
| | Localised |
| ✕ | Extensive |
| | Widespread |

| Temporal scale - Occurrence of the impact | |
|---|--------------------------|
| | One off or rare |
| | Intermittent or sporadic |
| ✕ | Frequent |
| | On-going |

| Impact - Impact on the attributes | |
|-----------------------------------|---------------|
| | Insignificant |
| ✕ | Minor |
| | Significant |
| | Major |



| Management response - Capacity of management to respond | |
|---|--------------------------------|
| | High capacity |
| | Medium capacity |
| ✕ | Low capacity |
| | No capacity and / or resources |

| Trend - Development over the last 6 years | |
|---|------------|
| | Decreasing |
| ✕ | Static |
| | Increasing |

| Name | Impact | Origin | Trend |
|------------------------|---|---|---|
| 4.13.2 Legal framework |    |  |  |
| | | | |







| Spatial scale - Area affected by the factor | |
|---|------------|
| | Restricted |
| ✕ | Localised |
| | Extensive |
| | Widespread |

| Temporal scale - Occurrence of the impact | |
|---|--------------------------------|
| | One off or rare |
| ✕ | Intermittent or sporadic |
| | Frequent |
| | On-going |
| Impact - Impact on the attributes | |
| | Insignificant |
| ✕ | Minor |
| | Significant |
| | Major |
| Management response - Capacity of management to respond | |
| | High capacity |
| | Medium capacity |
| ✕ | Low capacity |
| | No capacity and / or resources |
| Trend - Development over the last 6 years | |
| | Decreasing |
| ✕ | Static |
| | Increasing |

| Name | Impact | | | Origin | | Trend |
|-------------------|---|---|--|--------|---|---|
| 4.13.3 Governance | | | | | | |
| |  |  | | |  |  |

| Spatial scale - Area affected by the factor | |
|---|--------------------------|
| | Restricted |
| ✕ | Localised |
| | Extensive |
| | Widespread |
| Temporal scale - Occurrence of the impact | |
| | One off or rare |
| ✕ | Intermittent or sporadic |
| | Frequent |
| | On-going |
| Impact - Impact on the attributes | |
| | Insignificant |
| ✕ | Minor |
| | Significant |
| | Major |
| Management response - Capacity of management to respond | |
| | High capacity |
| | Medium capacity |
| ✕ | Low capacity |

| | |
|--|--------------------------------|
| | No capacity and / or resources |
| Trend - Development over the last 6 years | |
| | Decreasing |
| ✕ | Static |
| | Increasing |

| Name | Impact | Origin | Trend |
|------------------------------|---|---|---|
| 4.13.4 Management activities |  |  |  |
| |  |  |  |






| | |
|--|------------|
| Spatial scale - Area affected by the factor | |
| | Restricted |
| ✕ | Localised |
| | Extensive |
| | Widespread |

| | |
|--|--------------------------|
| Temporal scale - Occurrence of the impact | |
| | One off or rare |
| ✕ | Intermittent or sporadic |
| | Frequent |
| | On-going |

| | |
|--|---------------|
| Impact - Impact on the attributes | |
| | Insignificant |
| ✕ | Minor |
| | Significant |
| | Major |





| | |
|--|--------------------------------|
| Management response - Capacity of management to respond | |
| | High capacity |
| | Medium capacity |
| ✕ | Low capacity |
| | No capacity and / or resources |

| | |
|--|------------|
| Trend - Development over the last 6 years | |
| | Decreasing |
| ✕ | Static |
| | Increasing |

| Name | Impact | Origin | Trend |
|----------------------------|---|---|---|
| 4.13.5 Financial resources |  |  |  |
| |  |  |  |





| | |
|--|------------|
| Spatial scale - Area affected by the factor | |
| | Restricted |
| ✕ | Localised |
| | Extensive |
| | Widespread |

| Temporal scale - Occurrence of the impact | |
|---|--------------------------------|
| | One off or rare |
| ✕ | Intermittent or sporadic |
| | Frequent |
| | On-going |
| Impact - Impact on the attributes | |
| | Insignificant |
| ✕ | Minor |
| | Significant |
| | Major |
| Management response - Capacity of management to respond | |
| | High capacity |
| | Medium capacity |
| ✕ | Low capacity |
| | No capacity and / or resources |
| Trend - Development over the last 6 years | |
| | Decreasing |
| ✕ | Static |
| | Increasing |

| Name | Impact | | | Origin | Trend |
|------------------------|---|---|--|---|---|
| 4.13.6 Human resources |  |  | |  |  |
| | | | | | |

| Spatial scale - Area affected by the factor | |
|---|--------------------------|
| | Restricted |
| ✕ | Localised |
| | Extensive |
| | Widespread |
| Temporal scale - Occurrence of the impact | |
| | One off or rare |
| ✕ | Intermittent or sporadic |
| | Frequent |
| | On-going |
| Impact - Impact on the attributes | |
| | Insignificant |
| ✕ | Minor |
| | Significant |
| | Major |
| Management response - Capacity of management to respond | |
| | High capacity |
| | Medium capacity |
| ✕ | Low capacity |

| | |
|--|--------------------------------|
| | No capacity and / or resources |
| Trend - Development over the last 6 years | |
| | Decreasing |
| ✕ | Static |
| | Increasing |

| Name | Impact | Origin | Trend |
|--|---|---|---|
| 4.13.7 Low impact research/monitoring activities |   |  |  |
| | | | |




| | |
|--|------------|
| Spatial scale - Area affected by the factor | |
| | Restricted |
| ✕ | Localised |
| | Extensive |
| | Widespread |

| | |
|--|--------------------------|
| Temporal scale - Occurrence of the impact | |
| | One off or rare |
| ✕ | Intermittent or sporadic |
| | Frequent |
| | On-going |

| | |
|--|---------------|
| Impact - Impact on the attributes | |
| | Insignificant |
| ✕ | Minor |
| | Significant |
| | Major |

| | |
|--|--------------------------------|
| Management response - Capacity of management to respond | |
| | High capacity |
| | Medium capacity |
| ✕ | Low capacity |
| | No capacity and / or resources |

| | |
|--|------------|
| Trend - Development over the last 6 years | |
| | Decreasing |
| ✕ | Static |
| | Increasing |

| Name | Impact | Origin | Trend |
|---|---|---|---|
| 4.13.8 High impact research/monitoring activities |   |  |  |
| | | | |

| | |
|--|------------|
| Spatial scale - Area affected by the factor | |
| | Restricted |
| ✕ | Localised |
| | Extensive |
| | Widespread |

| Temporal scale - Occurrence of the impact | |
|---|--------------------------------|
| | One off or rare |
| ✕ | Intermittent or sporadic |
| | Frequent |
| | On-going |
| Impact - Impact on the attributes | |
| | Insignificant |
| ✕ | Minor |
| | Significant |
| | Major |
| Management response - Capacity of management to respond | |
| | High capacity |
| | Medium capacity |
| ✕ | Low capacity |
| | No capacity and / or resources |
| Trend - Development over the last 6 years | |
| | Decreasing |
| ✕ | Static |
| | Increasing |

4.17. Serial inscriptions (national or transnational)

4.17.1 - If your property is a serial inscription (national or transnational) please identify which components of the property are impacted by each factor

4.18. Prediction of the state of conservation at next cycle of Periodic Reporting.

4.18.1 - Please predict what the state of conservation of each attribute will be approximately 6 years from now (at the time of the next cycle of Periodic Reporting)

| | Attribute | Preserved | Compromised | Seriously compromised | Lost |
|----------|--|-----------|-------------|-----------------------|------|
| 4.18.1.1 | Locations of components | ✕ | | | |
| 4.18.1.2 | Architectural/building structure | ✕ | | | |
| 4.18.1.3 | Mural paintings (fresco mortar and pigments) | ✕ | | | |
| 4.18.1.4 | Materials: stone and brick | ✕ | | | |
| 4.18.1.5 | The wider surrounding | ✕ | | | |

5. Protection and Management of the Property

5.1. Boundaries and Buffer Zones

5.1.1 - Are the boundaries of the World Heritage property adequate to maintain the property's Outstanding Universal Value?

The boundaries are **adequate to maintain** the property's Outstanding Universal Value

5.1.2 - Are the boundaries of the World Heritage property known and recognised?

The boundaries are **known by both** the management authority and local communities/landowners

5.1.3 - Are the buffer zone(s) of the World Heritage property adequate to maintain the property's Outstanding Universal Value?

The buffer zones are **adequate** to maintain the property's Outstanding Universal Value

5.1.4 - Are the boundaries of the buffer zones known and recognised?

The buffer zones of the World Heritage property are **known and recognised by both** the management authority and local communities/landowners

5.1.5 - Comments, conclusions and/or recommendations related to boundaries and buffer zones of the World Heritage property

5.2. Protective Measures

5.2.1 - Protective designation (legal, regulatory, contractual, planning, institutional and/or traditional).

The property is owned by the Serbian Orthodox church.

The property is protected under the provisions of the Cultural Monuments and Natural Rarities Protection Law (FPRY Official Acts No81/46) and by the Cultural Property Law (Official Gazette of Serbia, No 71/94). The monuments are defined as Immobile Cultural Properties of Exceptional Importance (Official Gazette of Serbia, No25/90). This obliges the responsible institution to undertake technical measures to protect the monuments and prevent uncontrolled demolition, reconstruction, new building, sub-surface exploration, increase of the height of buildings, etc, within the defined protected zone. The institutions ultimately responsible for the implementation of the legislation are the Institute for the Protection of the Cultural Monuments and The Ministry of Culture and Public Information.

Source: Advisory Body Evaluation

5.2.2 - Please list any legislation and other measures (regulatory -including spatial planning- contractual, institutional or traditional) not included in 5.2.1 and indicate the category

5.2.3 - Is the legal framework (i.e. legislation and/or regulation including spatial planning) adequate for maintaining the Outstanding Universal Value including conditions of Integrity and/or Authenticity of the property?

An **adequate legal framework** for maintaining of the Outstanding Universal Value including conditions of Authenticity and/or Integrity of the World Heritage property exists **but there are some deficiencies in implementation**

5.2.4 - Is the legal framework (i.e. legislation and/or regulation) adequate in the buffer zone for maintaining the Outstanding Universal Value including conditions of Integrity and/or Authenticity of the property?

An **adequate legal framework** in the buffer zone for maintaining the Outstanding Universal Value including conditions of Authenticity and/or Integrity of the World Heritage property exists **but there are some deficiencies in implementation**

5.2.5 - Is the legal framework (i.e. legislation and/or regulation) in the broader setting of the World Heritage property adequate for maintaining the Outstanding Universal Value including conditions of Integrity and/or Authenticity of the property?

An **adequate legal framework** exists for the broader setting of the World Heritage property, **but there are some deficiencies in implementation** which undermine the maintenance of the Outstanding Universal Value including conditions of Authenticity and/or Integrity of the property

5.2.6 - Can the legal framework (i.e. legislation and/or regulation) be enforced?

There is **no effective capacity/resources** to enforce legislation and/or regulation in the World Heritage property

5.2.7 - Please provide a short summary of how the legislation, including spatial planning and other regulation, works in practice

5.2.8 - Comments, conclusions and/or recommendations about the information related to the measures taken to protect the World Heritage property

5.3. Management System/Management Plan

5.3.1 - Please check the box which most closely match the character of the governance and management system of the property

Traditional management system





If 'Other', please specify

5.3.2 - Management System: Please indicate which of the various management tools listed below are used to help protect the property.

Traditional ways of management recognised by local communities and other specific groups

5.3.3 - Please give a brief description of the management system currently in place at your property

5.3.4 - Management Documents

| Title | Status | Available | Date | Link to source |
|---|--------|-----------|------|---|
| Management Plan: De ani Monastery | N/A | Available | 2004 |  |
| Management Plan: Patriarchate of Pe Monastery | N/A | Available | 2006 |  |
| Management Plan: Church of the Virgin of Leviša | N/A | Available | 2006 |  |
| Management Plan: Gra anica Monastery | N/A | Available | 2006 |  |

5.3.5 - Has any use been made of the 2011 Recommendation on the Historic Urban Landscape in developing policies and best practices for the protection of this property?

No use has been made of the 2011 Recommendation on the Historic Urban Landscape

5.3.6 - If the Historic Urban Landscape Recommendation has been used at this property, please describe briefly what has been done.

5.3.7 - Has any use been made of the Policy Document on the Impacts of Climate Change on World Heritage Properties at the property?

No use has been made of the World Heritage Policy for Climate Change

5.3.8 - If the Climate Change policy has been used, please briefly describe what has been done along with any research on the impacts of Climate Change on the property:

5.3.9 - Has any use been made of the Strategy for Reducing Risks from Disasters at World Heritage Properties at the property ?

No use has been made of the Strategy for Reducing Risks from Disasters at World Heritage Properties

5.3.10 - If the Strategy for Reducing Risks from Disasters at World Heritage Properties has been used, please briefly describe what has been done**5.3.11 - Rate the coordination between the various levels of administration (i.e. national/federal; regional/provincial/state; local/municipal etc.) involved in the management of the World Heritage property**

There is **coordination** between the range of administrative bodies involved in the management of the property, **but it could be improved**

5.3.12 - Is the management system/plan adequate to maintain the property's Outstanding Universal Value?

The management system/plan is **only partially adequate** to maintain the property's Outstanding Universal Value

5.3.13 - Is the management system being implemented?

The management system is being **only partially implemented**

5.3.14 - Is there an annual work/action plan and is it being implemented?

An annual work/action plan **exists but few of its activities are being implemented**

5.3.15 - Does the management system include formal mechanisms and procedures that ensure participation and contribution of the following groups, living within or near the World Heritage property and/or buffer zone in management decisions that maintain the Outstanding Universal Value of the property?

| | | Not applicable | No mechanisms for participation | Some participation | Direct participation | Transformative participation in all relevant decision processes |
|----------|---|----------------|---------------------------------|--------------------|----------------------|---|
| 5.3.15.1 | Local communities | | | × | | |
| 5.3.15.2 | Local authorities | | × | | | |
| 5.3.15.3 | Landowners in the property and the buffer zone | | | | × | |
| 5.3.15.4 | Indigenous peoples | × | | | | |
| 5.3.15.5 | Women | × | | | | |
| 5.3.15.6 | Other specific groups | × | | | | |
| | If you selected, 'Other specific groups' please specify | | | | | |

5.3.16 - Please rate the cooperation/relationship between the World Heritage property managers/coordinators/staff and the following groups

| | | Not applicable | Non-existent | Poor | Fair | Good |
|-----------|---|----------------|--------------|------|------|------|
| 5.3.16.1 | Local communities | | | × | | |
| 5.3.16.2 | Local/Municipal authorities | | | × | | |
| 5.3.16.3 | Indigenous peoples | × | | | | |
| 5.3.16.4 | Landowners | | | | | × |
| 5.3.16.5 | Women | × | | | | |
| 5.3.16.6 | Youth/Children | × | | | | |
| 5.3.16.7 | Researchers | | | | | × |
| 5.3.16.8 | Local Visitors/Tourists | | | × | | |
| 5.3.16.9 | National/International tourists | | | × | | |
| 5.3.16.10 | Tourism Industry | | | × | | |
| 5.3.16.11 | Local businesses and industries | × | | | | |
| 5.3.16.12 | NGOs | | | × | | |
| 5.3.16.13 | Other specific groups | × | | | | |
| | If you selected 'Other specific groups', please specify | | | | | |

5.3.17 - Please rate the extent to which the management system of your property contributes towards achieving the objectives of the World Heritage Committee's Policy for the Integration of a Sustainable Development Perspective into the Processes of the *World Heritage Convention*

| | | Not applicable | No contribution | Limited | Significant | Full achievement |
|----------|--|----------------|-----------------|---------|-------------|------------------|
| 5.3.17.1 | The management system of the property contributes to gender equality | ✗ | | | | |
| 5.3.17.2 | The management system of the property provides ecosystem services/benefits to the local community (e.g. fresh air, water, food, medicinal plants) | ✗ | | | | |
| 5.3.17.3 | The management system of the property contributes to social inclusion and equity, improving opportunities for all, irrespective of age, sex, disability, ethnicity, origin, religion or economic or other status | ✗ | | | | |
| 5.3.17.4 | The management system of the property integrates a human rights-based approach | ✗ | | | | |
| 5.3.17.5 | The management system of the property contributes to fostering inclusive local economic development, and to enhancing livelihood | ✗ | | | | |
| 5.3.17.6 | The management system of the property contributes to conflict prevention, including respect for cultural diversity within and around the World Heritage property | | | ✗ | | |

5.3.18 - Please provide further details on the ratings of the management system given in the table above

5.3.19 - Comments, conclusions and/or recommendations related to the management system/plan

6. Financial and Human Resources

6.1. Funding

6.1.1 - If your funding sources do not exactly fit those shown, put the relevant amounts against the funding type that most closely represents your situation, and use the comment box below to provide more details.

| | | Project costs | Running costs |
|----------|--|---------------|---------------|
| 6.1.1.1 | Multilateral funding (GEF, World Bank, etc.) | 0 % | 0 % |
| 6.1.1.2 | Bilateral international funding | 0 % | 0 % |
| 6.1.1.3 | World Heritage Fund (International Assistance) | 0 % | 0 % |
| 6.1.1.4 | Contribution from other conventions and programmes | 0 % | 0 % |
| 6.1.1.5 | International donations (NGOs, foundations, etc.) | 0 % | 0 % |
| 6.1.1.6 | Governmental (national/federal) | 0 % | 0 % |
| 6.1.1.7 | Governmental (regional/provincial/state) | 0 % | 0 % |
| 6.1.1.8 | Governmental (local/municipal) | 0 % | 0 % |
| 6.1.1.9 | In-country donations (NGOs, foundations, etc.) | 0 % | 0 % |
| 6.1.1.10 | Individual visitor charges (e.g. entry, toilets, parking, camping fees, etc.) | 0 % | 0 % |
| 6.1.1.11 | Commercial activities (e.g. merchandising and catering, filming permit, concessions, etc.) | 0 % | 0 % |
| 6.1.1.12 | Other | 0 % | 0 % |
| | | Total 0 % | Total 0 % |

6.1.2 - Please comment here on any other aspects of funding sources not covered in the table above

6.1.3 - Is the current budget sufficient to manage the World Heritage property effectively?

6.1.4 - Are the existing sources of funding secure and likely to remain so?

6.1.5 - Comments, conclusion, and/or recommendations related to finance and infrastructure

6.1.6 - Estimate the distribution of men and women involved in the management, conservation, interpretation of the World Heritage properties and the extent to which they are drawn from local communities.

| | | From local communities % | From elsewhere % |
|---------|-------|--------------------------|------------------|
| 6.1.6.1 | Men | 70 % | 50 % |
| 6.1.6.2 | Women | 30 % | 50 % |
| | | Total 100 % | Total 100 % |

6.1.7 - Are available human resources adequate to manage the World Heritage property?

Human resources are **adequate** for management needs

6.1.8 - Considering the management needs of the World Heritage property, please rate the availability of professionals in the following disciplines

| | |
|--------------|------|
| Conservation | Good |
|--------------|------|

| | |
|--|------|
| Environmental sustainability | Fair |
| Community participation and inclusion | Fair |
| Risk preparedness | Fair |
| Capacity development and education | Fair |
| Administration | Good |
| Research and monitoring | Good |
| Awareness raising and public information/communication | Fair |
| Marketing and promotion | Fair |
| Interpretation | Good |
| Visitor management/tourism | Fair |
| Enforcement (custodians, police) | Fair |

6.1.9 - Please rate the availability of training opportunities for the management of the World Heritage property in the following disciplines

| | |
|--|------|
| Conservation | Good |
| Environmental sustainability | Good |
| Community participation and inclusion | Fair |
| Risk preparedness | Fair |
| Capacity development and education | Fair |
| Administration | Fair |
| Research and monitoring | Good |
| Awareness raising and public information/communication | Fair |
| Marketing and promotion | Fair |
| Interpretation | Good |
| Visitor management/tourism | Fair |
| Enforcement (custodians, police) | Fair |

6.1.10 - Has any use been made of the World Heritage Strategy for Capacity Building at the property?

No use has been made of the World Heritage Strategy for Capacity Building

6.1.11 - If the World Heritage Strategy for Capacity Building has been used, please briefly describe what has been done.

6.1.12 - Are there site-specific capacity building plans or programmes that develop local expertise and that contribute to the transfer of skills for the conservation and management of the World Heritage property?

A site-based capacity building plan or programme is in place and partially implemented; some technical skills are being transferred to those managing the property locally, **but most technical work is carried out by external staff**

6.1.13 - Comments, conclusions and/or recommendations related to human resources, expertise and training

7. Scientific Studies and Research Projects

7.1 - Is there adequate knowledge (scientific or traditional) about the values and attributes of the World Heritage property to support planning, management and decision-making to ensure that Outstanding Universal Value is maintained?

7.2 - Is there a planned programme of research at the property which is directed towards management needs and/or improving understanding of Outstanding Universal Value?

7.3 - Are results from research programmes publicly available and disseminated?

7.4 - Comments, conclusions and/or recommendations related to scientific studies and research projects

8. Education, Information and Awareness Building

8.1 - Please rate the awareness and understanding of the existence and justification for inscription of the World Heritage property amongst the following groups

| | |
|-----------------------------|------|
| Local communities | Poor |
| Local/municipal authorities | Poor |

| | |
|--|----------------|
| Indigenous peoples | Not applicable |
| Landowners | Good |
| Women | Not applicable |
| Youth/children | Not applicable |
| Researchers | Good |
| Local visitors | Fair |
| National/international tourists | Fair |
| Tourism industry | Poor |
| Local businesses and industries | Not applicable |
| NGOs | Poor |
| Other specific groups | Not applicable |
| If you selected 'Other specific groups', please describe | |

8.2 - Does the property have a heritage education programme(s) for children and/or youth, that can contribute to a better understanding of heritage, promote diversity and foster intercultural dialogue?

There is no education and awareness programme for children and/or youth, despite an identified need

8.3 - Who are the target audiences for education and awareness programmes at your property?

| |
|-----------------------------|
| Local communities |
| Local/municipal authorities |
| Tourism industry |

8.4 - Please rate the adequacy of the following visitor facilities and services at the World Heritage property for education, information, interpretation and awareness building

| | |
|--|------------|
| Visitor centre | Not needed |
| Site museum | Not needed |
| Information booths | Not needed |
| Guided tours | Fair |
| Trails/routes | Fair |
| Printed information materials | Fair |
| Online (website, social media, etc.) | Fair |
| Transportation facilities | Fair |
| Other | Not needed |
| If 'Other' is selected, please specify | |

8.5 - Comments, conclusions and/or recommendations related to education, information and awareness building

9. Visitor Management

9.1 - Please provide estimated annual visitor numbers (including national and international visitors) since the last Periodic Report

| |
|---------------------|
| 0 / 0 / 0 / 0 / 0 / |
|---------------------|

9.2 - What information sources are used to collect visitor statistics?

| |
|---|
| Other |
| Landowner - The Serbian Orthodox Church |

9.3 - What is the average length stay of a visitor to the World Heritage property?

One day (no overnight stay)

9.4 - Please provide the source of information

Landowner - The Serbian Orthodox Church

9.5 - What is the approximate average daily visitor expenditure? (Please provide an estimated monetary figure in USD)

| |
|---------------------|
| 0 / 0 / 0 / 0 / 0 / |
|---------------------|

9.6 - Please provide the source of information

9.7 - Does the management system/plan for the World Heritage property include a strategy with an action plan to manage visitors, tourism activity and its derived economic, socio-cultural and environmental impacts?

There is **no strategy** to manage visitors, tourism activity and its derived impacts on the World Heritage property

9.8 - Please provide any comments relating to the answer provided above in question 9.7

9.9 - Is visitor use effectively managed to maintain the Outstanding Universal Value of the property?

There is **some management** of the visitor use of the World Heritage property

9.10 - Is the effectiveness of tourism management regularly monitored?

No

If a different system, please specify

9.11 - How does the tourism industry cooperate with the site management to improve visitor experiences and maintain the Outstanding Universal Value of the World Heritage property?

There is **limited cooperation** between those responsible for the World Heritage property and the tourism industry **to present the Outstanding Universal Value and increase appreciation**

9.12 - How well is the information on the Outstanding Universal Value of the property presented and interpreted?

The Outstanding Universal Value of the property **is adequately presented and interpreted**

9.13 - At how many locations is the World Heritage emblem displayed at the property?

In **many locations** and **easily visible** to visitors

9.14 - How does visitor/tourism revenue (e.g. entry charges, permits) contribute to the management of the World Heritage property?

No fees are collected

9.15 - Are there locally driven sustainable tourism initiatives?

Not applicable

If 'Yes', please specify

9.16 - Are the benefits of tourism shared with local communities?

Not applicable

If 'Yes', please specify

9.17 - Comments, conclusions and/or recommendations related to visitation/tourism/public use of the World Heritage property

10. Monitoring

10.1 - Is there a monitoring programme at the property directed towards management needs and/or towards improving the understanding of the Outstanding Universal Value?

There is **considerable monitoring** but it is not directed towards management needs and/or improving the understanding of Outstanding Universal Value

10.2 - Is necessary information available in order to define key indicators for measuring the state of conservation and are they used in monitoring how the Outstanding Universal Value of the property is being maintained?

10.3 - Are key indicators defined and in place for the following principal aspects of the property?

| | Extend of indicators | Not applicable | No indicators | Indicators have been defined but are not yet in use | Indicators are in place and in use since the last Periodic Reporting cycle |
|--------|--|----------------|---------------|---|--|
| 10.3.1 | State of conservation | | | | × |
| 10.3.2 | Effectiveness of the management system | | | × | |
| 10.3.3 | Character of governance | | | × | |
| 10.3.4 | Appropriate synergy with other conservation designations | | | | × |
| 10.3.5 | Contribution to sustainable development | × | | | |
| 10.3.6 | Capacity development | × | | | |

10.4 - Please provide information on relevant key indicators adopted at the property

10.5 - Please rate the level of involvement in monitoring of the following groups:

| | |
|--|------|
| World Heritage managers/coordinators and staff | Fair |
| Local/municipal authorities | Poor |

| | |
|---|----------------|
| Local communities | Poor |
| Indigenous peoples | Not applicable |
| Landowners | Good |
| Women | Not applicable |
| Researchers | Good |
| Tourism industry | Fair |
| Local businesses and industry | Not applicable |
| NGOs | Fair |
| Other specific groups | Not applicable |
| If you selected 'Other specific groups', please specify | |

10.6 - Has the State Party implemented relevant recommendations arising from the World Heritage Committee?

10.7 - Please provide comments relevant to the implementation of recommendations from the World Heritage Committee.

10.8 - Comments, conclusions and/or recommendations related to Monitoring

11. Identification of Priority Management Needs

11.1 - Identification of Priority Management Needs

| | | |
|------------|---|---|
| 5.2 | Protective Measures | |
| 5.2.3 | An adequate legal framework for maintaining of the Outstanding Universal Value including conditions of Authenticity and/or Integrity of the World Heritage property exists but there are some deficiencies in implementation | |
| 5.2.4 | An adequate legal framework in the buffer zone for maintaining the Outstanding Universal Value including conditions of Authenticity and/or Integrity of the World Heritage property exists but there are some deficiencies in implementation | ✗ |
| 5.2.5 | An adequate legal framework exists for the broader setting of the World Heritage property and the buffer zone, but there are some deficiencies in implementation which undermine the maintenance of the Outstanding Universal Value including conditions of Authenticity and/or Integrity of the property | ✗ |
| 5.2.6 | There is no effective capacity/resources to enforce legislation and/or regulation in the World Heritage property | |
| 5.3 | Management System/Management Plan | |
| 5.3.5 | No use has been made of the Historic Urban Landscape Recommendation to develop policies and best practices for the protection of the property | |
| 5.3.7 | No use has been made of the Policy Document on the Impacts of Climate Change on World Heritage Properties at the property | ✗ |
| 5.3.9 | No use has been made of the Strategy for Reducing Risks from Disasters at World Heritage Properties at the property | ✗ |
| 5.3.11 | There is coordination between the range of administrative bodies involved in the management of the property, but it could be improved | ✗ |
| 5.3.12 | The management system/plan is only partially adequate to maintain the property's Outstanding Universal Value | ✗ |
| 5.3.13 | The management system at the property is only being partially implemented | ✗ |
| 5.3.14 | An annual work/action plan exists for the property but few of the activities are being implemented | |
| 5.3.17 | • In a limited manner , the management system of the World Heritage property does contribute to conflict prevention, including respect for cultural diversity within and around the World Heritage property | ✗ |
| 6.1 | Funding | |
| 6.1.10 | No use has been made of the World Heritage Strategy for Capacity Development at the World Heritage property | |
| 6.1.12 | A site-based capacity building plan or programme is in place and partially implemented; some technical skills are being transferred to those managing the property locally, but most technical work is carried out by external staff | |
| 8 | Education, Information and Awareness Building | |
| 8.2 | There is no heritage education and awareness programme for children and/or youth, despite an identified need | |
| 9 | Visitor Management | |
| 9.7 | There is no strategy to manage visitors, tourism activity and its derived impacts on the World Heritage property | ✗ |
| 9.9 | There is some management of the visitor use of the World Heritage property | |
| 9.11 | There is limited cooperation between those responsible for the World Heritage property and the tourism industry to present the Outstanding Universal Value and increase appreciation | |
| 10 | Monitoring | |

| | | |
|------|--|---|
| 10.1 | There is considerable monitoring at the World Heritage property but it is not directed towards management needs and/or improving understanding of Outstanding Universal Value | X |
|------|--|---|

Please select 0 more issues.

☒ Please save this question to reflect changes

12. Summary and Conclusions

12.1. Summary - Factors affecting the Property

12.1.1 - Summary - Factors affecting the Property

| 4.1 | Buildings and Development | | | | | | |
|-------|---|-----------------------|---|---------------------------|------------|--|--|
| 4.1.1 | Housing | The wider surrounding | Planning - urban planning/ implementation of existing plans | Governmental institutions | Four years | Governmental institutions Local authorities | New construction and urban sprawl don't affect World Heritage criteria and attributes, but do have negative impact on visual identity and setting of the property. |
| 4.1.2 | Commercial development | The wider surrounding | Planning - urban planning/ implementation of existing plans | Governmental institutions | Four years | Governmental institutions Local authorities | New construction and urban sprawl don't affect World Heritage criteria and attributes, but do have negative impact on visual identity and setting of the property. |
| 4.1.5 | Interpretative and visitation facilities | The wider surrounding | Planning - urban planning/ implementation of existing plans | Governmental institutions | Four years | Governmental institutions Local authorities | Minor camping areas don't affect World Heritage criteria and attributes but do have negative impact on visual identity and setting of the property. |
| 4.2 | Transportation Infrastructure | | | | | | |
| 4.2.1 | Ground transport infrastructure | The wider surrounding | Planning - urban planning/ implementation of existing plans | Governmental institutions | Four years | Governmental institutions Local authorities | Roads in the vicinity of the monuments don't affect World Heritage criteria and attributes but do have negative impact on visual identity and setting of the property. |
| 4.2.5 | Effects arising from use of transportation infrastructure | The wider surrounding | Planning - urban planning/ implementation of existing plans | Governmental institutions | Four years | Governmental institutions Local authorities | Roads in the vicinity of the monuments don't affect World Heritage criteria and attributes but do have negative impact on visual identity and setting of the property. |
| 4.4 | Pollution | | | | | | |
| 4.4.5 | Solid waste | The wider surrounding | Education of local communities Spreading awareness | Governmental institutions | Four years | Governmental institutions Local authorities | Local community does not recognize the importance of OUV. |
| 4.8 | Social/Cultural uses of heritage | | | | | | |

| | | | | | | | |
|--------|--|---|---|---------------------------|------------|--|--|
| 4.8.2 | Society's valuing of heritage | Authenticity: prominent examples of late Byzantine and Romanesque art | Updating the management plan and determining new activities in coordination with local authorities. Involving new educational programs in local communities. Involving new scientific approach. | Governmental institutions | Four years | Governmental institutions Local authorities | Local community does not recognize the importance of OUV. |
| 4.8.5 | Identity, social cohesion, changes in local population and community | The wider surrounding | Education of local communities Spreading awareness | Governmental institutions | Four years | Governmental institutions Local authorities | Local community does not recognize the importance of OUV. |
| 4.9 | Other human activities | | | | | | |
| 4.9.2 | Deliberate destruction of heritage | Wholeness: architectural/building structure Authenticity: mural paintings represent richness of iconographic subjects | Implementation of management plan and activities. | Governmental institutions | Four years | Governmental institutions Local authorities | Local community does not recognize the importance of OUV. |
| 4.13 | Management and institutional factors | | | | | | |
| 4.13.1 | Management system/Management plan | Wholeness: number of components, locations of components | Implementation of management plan and activities. Education | Governmental institutions | Four years | Governmental institutions Local authorities | The property is inscribed on the list of the World Heritage in Danger. |

Summary - Factors affecting the Property **completed**

12.2. Summary - Management Needs

12.2.1 - Summary - Management Needs

| 5.2 | Protective Measures | | | | |
|-------|---|--|------------|--|--|
| | | Actions | Timeframe | Lead agency (and others involved) | More info / comment |
| 5.2.4 | An adequate legal framework in the buffer zone for maintaining the Outstanding Universal Value including conditions of Authenticity and/or Integrity of the World Heritage property exists but there are some deficiencies in implementation | Planning - urban planning/ implementation of existing plans Better communication between the governmental institutions | Four years | Governmental institutions Local authorities | The property is inscribed on the list of the World Heritage in Danger. |
| 5.2.5 | An adequate legal framework exists for the broader setting of the World Heritage property and the buffer zone, but there are some deficiencies in implementation which undermine the maintenance of the Outstanding Universal Value including conditions of | Planning - urban planning/ implementation of existing plans Better communication between the governmental institutions | Four years | Governmental institutions Local authorities | The property is inscribed on the list of the World Heritage in Danger |

| | | | | | |
|---------------|--|---|------------|---|--|
| | Authenticity and/or Integrity of the property | | | | |
| 5.3 | Management System/Management Plan | | | | |
| 5.3.7 | No use has been made of the Policy Document on the Impacts of Climate Change on World Heritage Properties at the property | Education and workshops on the topic of climate changes Preparation of the plan for disaster risk assessment for the property | Four years | Governmental institutions Local authorities | Governmental institutions are recognizing the influence of climate changes to the property. |
| 5.3.9 | No use has been made of the Strategy for Reducing Risks from Disasters at World Heritage Properties at the property | Education and workshops on the topic of reducing risks from disasters Preparation of the plan for disaster risk assessment for the property | Four years | Governmental institutions Local authorities | Governmental institutions are recognizing the influence of reducing risks from disasters. |
| 5.3.11 | There is coordination between the range of administrative bodies involved in the management of the property, but it could be improved | Better communication between the governmental institutions | Four years | Governmental institutions Local authorities | The property is inscribed on the list of the World Heritage in Danger. |
| 5.3.12 | The management system/plan is only partially adequate to maintain the property's Outstanding Universal Value | Preparation of new management plan for the property with planned new activities. | Four years | Governmental institutions Local authorities | The property is inscribed on the list of the World Heritage in Danger. |
| 5.3.13 | The management system at the property is only being partially implemented | Preparation of new management plan for the property with planned new activities. | Four years | Governmental institutions Local authorities | The property is inscribed on the list of the World Heritage in Danger. |
| 5.3.17 | <ul style="list-style-type: none"> In a limited manner, the management system of the World Heritage property does contribute to conflict prevention, including respect for cultural diversity within and around the World Heritage property | Better communication between the governmental institutions. | Four years | Governmental institutions Local authorities | The property is inscribed on the list of the World Heritage in Danger. |
| 9 | Visitor Management | | | | |
| 9.7 | There is no strategy to manage visitors, tourism activity and its derived impacts on the World Heritage property | Better communication between the governmental institutions. Providing assistance to the Landowners in order to accommodate and manage visitors. | Four years | Governmental institutions Local authorities | The property is inscribed on the list of the World Heritage in Danger. Incapability of organized visitations of larger groups of visitors. |
| 10 | Monitoring | | | | |
| 10.1 | There is considerable monitoring at the World Heritage property but it is not directed towards management needs and/or improving understanding | Better communication between the governmental institutions. | Four years | Governmental institutions Local authorities | The property is inscribed on the list of the World Heritage in Danger. |

Summary - Management Needs completed

12.3. Conclusions on the State of Conservation of the Property

12.3.1 - Following the analysis undertaken for this report, what is the current state of Authenticity of the World Heritage property?

12.3.2 - Following the analysis undertaken for this report, what is the current state of Integrity of the World Heritage property?

12.3.3 - Following the analysis undertaken for this report, what is the current state of the World Heritage property's Outstanding Universal Value?

12.3.4 - What is the current state of the property's other values?

12.3.5 - Comments, conclusions and/or recommendations related to the state of conservation of the property.

13. Impact of World Heritage Status

13.1 - Please rate the impacts of World Heritage status of the property in relation to the following areas

| | |
|---|----------------|
| Conservation | Very positive |
| Research and monitoring | Very positive |
| Management effectiveness | No impact |
| Quality of life for local communities and indigenous peoples | Not applicable |
| Recognition | Positive |
| Education | Very positive |
| Infrastructure development | Not applicable |
| Funding for the property | Not applicable |
| International cooperation | Positive |
| Political support for conservation | Positive |
| Legal/Policy framework | Positive |
| Advocacy | Not applicable |
| Institutional coordination | Positive |
| Security | Positive |
| Gender equality | Not applicable |
| Provision of ecosystem services/ benefits to local communities | Not applicable |
| Social inclusion and equity, and improvement of opportunities for all, irrespective of age, sex, disability, ethnicity, origin, religion, or economic or other status | Not applicable |
| Fostering inclusive local economic development and enhancing livelihood | Not applicable |
| Contributing to conflict prevention, including respect for cultural diversity within and around heritage properties | Not applicable |
| Other | Not applicable |
| If 'Other', please specify | |

13.2 - Comments, conclusions and/or recommendations related to World Heritage status and its impacts

14. Good Practice in the Implementation of the World Heritage Convention

14.1 - Example of good practice in World Heritage protection, identification, conservation or management at the property level

In 2021, the Institute for the Protection of Cultural Monuments published a bilingual publication *Građanica*, Chronicle of the Painting and Conservation Works 2010–2018 by Miroslav Stanojlović, work manager. The printing of the publication was financed by the Ministry of Culture of the Republic of Serbia. In 2022, the Institute for the Protection of Cultural Monuments and Serbian Academy of Science and Arts prepared Exhibition *Građanica*, the splendor of art in the era of King Milutin in Gallery of Serbian Academy of Science and Arts in Belgrade.

14.2 - Define which topics are covered by this example of best practice at the property level

State of Conservation

15. Assessment of the Periodic Reporting Exercise

15.1. Relevance of Periodic Reporting

15.1.1 - Has the Periodic Reporting process improved the understanding of the following?

| |
|--|
| The <i>World Heritage Convention</i> |
| The concept of Outstanding Universal Value |
| The property's Outstanding Universal Value |
| The concept of Integrity and/or Authenticity |
| The property's Integrity and/or Authenticity |
| Management effectiveness to maintain the Outstanding Universal Value |
| Monitoring and reporting |

15.1.2 - Please rate the follow-up to conclusions and recommendations from previous Periodic Reporting exercise by the following entities

| | |
|--|------|
| State Party | Good |
| Site Managers | Good |
| UNESCO World Heritage Centre | Good |
| Advisory Bodies (ICOMOS, IUCN, ICCROM) | Good |

15.2. Use of Data

15.2.1 - How do the authorities in charge of the property plan to use the data recorded from this cycle of Periodic Reporting?

| |
|--|
| Revision of priorities/strategies/policies for the protection, management and conservation of heritage |
| Update of management plans |

15.2.2 - Comments on use of data from the Cycle of Periodic Reporting

15.3. Timing and resources

15.3.1 - Entities involved in the filling out of this online questionnaire (tick as many boxes as applicable)

| |
|--|
| Governmental institutions responsible for cultural and natural heritage |
| Site Manager/Coordinator World Heritage property staff |
| Focal points of other international conventions/programmes |
| Responsible persons for local designated sites under other international conventions/ programmes |
| UNESCO National Commission |

15.3.2 - Has a gender balanced contribution and participation been considered in the filling out of this questionnaire?

Gender balance is **explicitly considered and effectively implemented** in the process.

15.3.3 - Were you given adequate time (i.e. roughly ten months) to gather necessary information and to fill in this questionnaire?

Yes

15.3.4 - Please estimate the time (working hours) needed to complete this questionnaire

| |
|----------------|
| 40 / 40 / 40 / |
|----------------|

15.3.5 - Did you mobilise any additional resources to fill out this questionnaire?

| | Additional resources | No | Yes |
|----------|--|----|-----|
| 15.3.5.1 | Human resources | ✗ | |
| 15.3.5.2 | Financial resources for organizing consultation meetings/ training | ✗ | |

15.4. Format and content of the Periodic Report

15.4.1 - How accessible was the information required to complete this questionnaire?

All required information was accessible.

15.4.2 - Was the questionnaire easy to use and clear to understand?

| | | Very Difficult | Difficult | Easy | Very easy |
|----------|------------------------------|----------------|-----------|------|-----------|
| 15.4.2.1 | Ease of use of questionnaire | | | ✗ | |

15.4.3 - Please provide suggestions for improvement of the Periodic Reporting questionnaire

15.5. Training and Guidance

15.5.1 - Please rate the level of support in terms of training and guidance from the following entities in completing this questionnaire

| | |
|--------------------------------------|----------------|
| UNESCO World Heritage Centre | Good |
| UNESCO (other sectors/field offices) | Not applicable |
| UNESCO National Commission | Good |
| ICOMOS International | Not applicable |
| IUCN International | Not applicable |
| ICCROM international/regional | Not applicable |
| ICOMOS national/regional | Good |
| IUCN national/regional | Not applicable |

15.5.2 - Please rate the level of support for completing the Periodic Reporting questionnaire from the following entities

| | |
|---|----------------|
| UNESCO World Heritage Centre | Good |
| State Party Representative (national Focal Point) | Good |
| UNESCO other sectors (e.g. field office) | Not applicable |
| National Commission for UNESCO | Good |
| ICOMOS International | Not applicable |
| ICCROM International/regional | Not applicable |
| ICOMOS national/regional | Good |
| IUCN national/regional | Not applicable |
| IUCN International | Not applicable |

15.5.3 - Were the online training resources prepared by the World Heritage Centre regarding Periodic Reporting adequate for you to complete this questionnaire?

Yes

15.5.4 - If you found that the online training resources were not adequate, what changes would you like to see implemented?

15.6. Actions that will require formal consideration by the World Heritage Committee

15.6.1 - Summary of actions that will require formal consideration by the World Heritage Committee

• Statement of Outstanding Universal Value for the property as adopted by the World Heritage Committee

Reason for update: Under evaluation of UNESCO's advisory bodies. Retrospective statement of OUV delivered to UNESCO in January 2022.

Changes to these items will need to go through the proper processes.

15.7. Comments, conclusions and/or recommendations related to the Assessment of the Periodic Reporting Exercise

15.7.1 - Comments, conclusions and/or recommendations related to the Assessment of the Periodic Reporting Exercise

15.7.2 - Thank you for having filled in all the questions. Please contact your National Focal Point for validation.