

# Poblet Monastery

## 1. World Heritage Property Data

### 1.1 - Name of World Heritage property

Poblet Monastery

### 1.2 - World Heritage property details

### 1.3 - Geographic information table

| Name             | Coordinates    | Property (ha) | Buffer zone (ha) | Total (ha) | Inscription year |
|------------------|----------------|---------------|------------------|------------|------------------|
| Poblet Monastery | 41.381 / 1.083 | 18            | 162.5            | 180.5      | 1991             |
| Total (ha)       |                | 18            | 162.5            | 180.5      |                  |

### 1.4 - Map(s)

| Title   | Date | Link to source  |
|---|------|---|
| Monastery of Poblet. Map of the inscribed property. | 2012 |  |

### Comment

The maps of the property are currently being updated in the framework of the Restrospective Inventory initiative at the request of the World Heritage Center by letter of 16th December 2022.

### 1.5 - Web and Social Media data of the property (if applicable)

1. [Poblet](#)
2. [Ministerio de Educación, Cultura y Deporte \(in Spanish\)](#)

## 2. Other Conventions/Programmes under which the World Heritage property is protected (if applicable)

### 2.1 - Records indicate that your World Heritage property (in whole or in part) is designated and/or protected under the Conventions/programmes shown in the prefilled table below. Please check and amend as necessary.

|       |   | The World Heritage property (in whole or in part) <u>is</u> designated and/or protected under this convention/programme | The World Heritage property (in whole or in part) <u>is not</u> designated and/or protected under this convention/programme |
|-------|---|---|---|
| 2.1.1 | <b>International Register of Cultural Property under Special Protection</b><br>(1954 Hague Convention for the Protection of Cultural Property in the Event of Armed Conflict)       |   | ×   |
| 2.1.2 | <b>List of Cultural Property under Enhanced Protection</b><br>(Second Protocol to the 1954 Hague Convention for the Protection of Cultural Property in the Event of Armed Conflict) |   | ×   |
| 2.1.3 | <b>The List of Wetlands of International Importance (The Ramsar List)</b><br>(Convention on Wetlands of International Importance (Ramsar Convention))                               |   | ×   |
| 2.1.4 | <b>World Network of Biosphere Reserves</b><br>Man and the Biosphere (MAB) Programme   |   | ×   |
| 2.1.5 | <b>Global Geoparks Network</b><br>UNESCO Global Geoparks  |   | ×   |

### 2.2 - Please provide comments on 2.1 if necessary

### 2.3 - Do your national authorities intend to request the granting of Enhanced Protection (if relevant) under the Second Protocol to the 1954 Hague Convention for the Protection of Cultural Property in the Event of Armed Conflict for the World Heritage property in the next three years?

Not applicable

### 2.4 - Do your national authorities intend to designate whole or part of the World Heritage property for inclusion in the List of Wetlands of International Importance (The Ramsar List), if relevant, in the next three years?

Not applicable

### 2.5 - Do your national authorities intend to designate whole or part of the World Heritage property as a Man and Biosphere Reserve (if relevant) in the next three years?

Not applicable

**2.6 - Do your national authorities intend to apply for whole or part of World Heritage property to be designated as a UNESCO Global Geopark (if relevant) in the next three years?**

Not applicable

**2.7 - Please indicate the level of cooperation at property level between designations under different Conventions/Programmes**

|              |  |   |
|--------------|--|---|
| <b>2.7.1</b> | <b>1954 Hague Convention for the Protection of Cultural Property in the Event of Armed Conflict</b>                        |   |
| 2.7.1        | There is <b>no contact</b> with the Focal Point(s) of this designation/programme.  | ✕ |
| 2.7.2        | The World Heritage Site Manager <b>occasionally</b> communicates with the Focal Point(s) of this designation/programme.    |   |
| 2.7.3        | The World Heritage Site Manager <b>regularly</b> communicates with the Focal Point(s) of this designation/programme.       |   |
| 2.7.4        | The World Heritage Site Manager <b>also manages</b> this designation/programme.  |   |
| <b>2.7.2</b> | <b>Second Protocol to the 1954 Hague Convention for the Protection of Cultural Property in the Event of Armed Conflict</b> |   |
| 2.7.1        | There is <b>no contact</b> with the Focal Point(s) of this designation/programme.  | ✕ |
| 2.7.2        | The World Heritage Site Manager <b>occasionally</b> communicates with the Focal Point(s) of this designation/programme.    |   |
| 2.7.3        | The World Heritage Site Manager <b>regularly</b> communicates with the Focal Point(s) of this designation/programme.       |   |
| 2.7.4        | The World Heritage Site Manager <b>also manages</b> this designation/programme.  |   |
| <b>2.7.3</b> | <b>Convention on Wetlands of International Importance (Ramsar Convention)</b>  |   |
| 2.7.1        | There is <b>no contact</b> with the Focal Point(s) of this designation/programme.  | ✕ |
| 2.7.2        | The World Heritage Site Manager <b>occasionally</b> communicates with the Focal Point(s) of this designation/programme.    |   |
| 2.7.3        | The World Heritage Site Manager <b>regularly</b> communicates with the Focal Point(s) of this designation/programme.       |   |
| 2.7.4        | The World Heritage Site Manager <b>also manages</b> this designation/programme.  |   |
| <b>2.7.4</b> | <b>Man and the Biosphere (MAB) Programme</b>   |   |
| 2.7.1        | There is <b>no contact</b> with the Focal Point(s) of this designation/programme.  | ✕ |
| 2.7.2        | The World Heritage Site Manager <b>occasionally</b> communicates with the Focal Point(s) of this designation/programme.    |   |
| 2.7.3        | The World Heritage Site Manager <b>regularly</b> communicates with the Focal Point(s) of this designation/programme.       |   |
| 2.7.4        | The World Heritage Site Manager <b>also manages</b> this designation/programme.  |   |
| <b>2.7.5</b> | <b>UNESCO Global Geoparks</b>  |   |
| 2.7.1        | There is <b>no contact</b> with the Focal Point(s) of this designation/programme.  | ✕ |
| 2.7.2        | The World Heritage Site Manager <b>occasionally</b> communicates with the Focal Point(s) of this designation/programme.    |   |
| 2.7.3        | The World Heritage Site Manager <b>regularly</b> communicates with the Focal Point(s) of this designation/programme.       |   |
| 2.7.4        | The World Heritage Site Manager <b>also manages</b> this designation/programme.  |   |

**2.8 - Please add any further comments on cooperation with the other designation(s)/programme(s)**

**2.9 - Are you aware of any elements associated with the World Heritage property that have been inscribed on the Representative List of the Intangible Cultural Heritage?**

No

**2.10 - Please list any elements associated with the World Heritage property inscribed under the Convention for the Safeguarding of the Intangible Cultural Heritage of which you are aware**

**2.11 - Are you aware of any documentary heritage listed under the Memory of the World Programme associated with the World Heritage property?**

No

**2.12 - Please list any documentary heritage associated with the World Heritage property listed under the Memory of the World Programme of which you are aware.**

**3. Statement of Outstanding Universal Value**

**3.1 - Statement of Outstanding Universal Value for the property as adopted by the World Heritage Committee**

**Statement of Outstanding Universal Value**

## Brief synthesis

Poblet Monastery is located in the south of Catalonia, in the northeast of the Iberian Peninsula, in the municipality of Vilobí. It is one of the largest and most complete Cistercian abbeys in the world. It was built in the 12th to 15th centuries around a church that dates to the 13th century. It is impressive for the majesty of its architecture and includes a fortified royal residence as well as the pantheon of the kings and queens of Catalonia and Aragon.

The Monastery is structured as three enclosures, surrounded by a defensive wall. The first outer enclosure contains buildings from the 16th century, such as storehouses, workshops, housing for lay workers and other premises connected with the financial life of the community. This enclosure also contains the Gothic chapel of Sant Jordi, built in 1452. The fortified Golden Door gives access to the second enclosure, made up of the Plaça Major, or Main Square, around which stand the remains of the hospital for the poor, the Romanesque chapel of Santa Caterina and the treasury. The third and innermost enclosure is fortified and includes the church, cloister and monastic rooms.

The defensive wall is crenulated and is strengthened by a series of square or polygonal towers, two of which flank the Royal Doorway.

The church is on a three-aisled basilical plan with transepts and an apsidal east end with ambulatory. The ceiling consists of a pointed vault in the central aisle and ribbed vaults on the side aisles. Notable features of the interior of the church are the Renaissance retable and the royal tombs. Mature Gothic forms dominate the great cloister. The earliest parts of the structure are the south gallery and the lavabo around which the oldest buildings of the complex (12th and 13th centuries) are distributed: the chapter house, the refectory, the kitchen and calefactory, the library, the old scriptorium, and the dormitory, built over the library and chapter house.

Poblet Monastery is extraordinarily important in terms of art, culture, history and spirituality and for its key role in the repopulation and agricultural exploitation of New Catalonia under the Crown of Aragon. Its library and scriptorium were well known from the 13th century onwards for their works on law and history, and the monastery served as a custodian of the history of the dynasty as well as the Royal remains.

It is also one of the most important and sumptuous Cistercian monasteries where the functional plan and spirit of the monastery are present throughout its structure. The spiritual quality of the life of Poblet Monastery has also made it a very important centre in the life of the country, from the time of its foundation until the present day.

**Criterion (i):** Poblet is a unique artistic achievement and one of the most perfect expressions of Cistercian style in the 12th, 13th and 14th centuries. The abbey contains masterpieces from every period such as the great alabaster altarpiece by Damià Forment (1529).

**Criterion (iv):** The Santa Maria of Poblet complex presents a unique blend of architectural forms generally reserved for distinct applications. Poblet has served as one of the largest and most complete of the Cistercian abbeys, as a massive military complex, and as a royal palace, residence and pantheon.

## Integrity

The inscribed property encompasses 18 ha, with a 163 ha buffer zone. Since the resumption of monastic life at Poblet in 1940, the church, refectory, cloister, chapter house, scriptorium and the abbot's palace have all been restored, as has the retable of the high altar. Furthermore, the guesthouse and other monastic buildings have been reinstated, returning the monastery to its structure prior to the confiscations of ecclesiastical property in 1835, an event that brought about the abandonment and subsequent pillage of the monument.

Poblet preserves in their entirety all the attributes that convey the Outstanding Universal Value of the property. These include the church, refectory, cloister, chapter house, dormitory, scriptorium and the so-called lay-brothers' wing, in the western enclosure, as well as the defensive perimeter walls and the wall around the convent complex itself, and the great royal gate that closes the entire monastery. As well as the monastic buildings themselves, there are several others within the precinct, among them the abbot's palace. Furthermore, the church preserves the group of royal tombs, and, amongst other remarkable artefacts, the Renaissance alabaster retable of the high altar, and the work of Damià Forment.

## Authenticity

Monastic life continued in the monastery until the seizure of church lands in 1835, after which the complex deteriorated. In 1849, however, the Commission for Historic and Artistic Monuments intervened to halt this process. In 1930 reconstruction began and in 1940 monastic life returned to the abbey. The maintenance of its historic and architectural values has been assured through the various restoration and reinstatement works that have been undertaken since then.

Furthermore, the presence of the Cistercian religious community at Poblet, combined with the archives now kept there, such as the Tarradellas Archive, have ensured an authenticity which, in addition to the architectural aspects, extends to its original spiritual values, functions and use.

## Protection and management requirements

Poblet Monastery was declared a national monument in 1921. Additional protection legislation includes

Law 16/1985 of 25 June, concerning Spanish Historical Heritage; Law 9/1993 of 30 September, concerning Catalan Cultural Heritage; Law 22/1984 of 9 November, declaring part of the valley where Poblet Monastery stands to be a Landscape of National Interest; and Decree 276/2005, concerning Territorial Commissions for the Cultural Heritage.

In terms of management, the system currently in place considers the primary religious and public use character of the property. The administration and business management is carried out through the Tarragona Territorial Cultural Heritage Commission and the Poblet Board of Trustees, which serve as formal steering groups. The management system also integrates different authorities at the State, Autonomous Community and local levels as per the mandates set forth in the legislative and regulatory framework.

Poblet Monastery has a Master Plan, promoted by the monastic community. The responsibility for the implementation and supervision of this Plan, as well as monitoring its effectiveness, lies with the Government of Catalonia and the Poblet Board of Trustees. The financial resources needed for the conservation and restoration of this monument are drawn from a variety of sources such as the Government of Catalonia, through its Presidential Department, the Ministry of Culture, the Ministry for Territory and Sustainability, the Tarragona Provincial Council and revenue from entrance tickets. Public use and tourism management, which are reconciled with respect for the monastic community that inhabits the Monastery, are also addressed through different actions. Furthermore, tourism is also managed in the context of the Cistercian Route.

## 3.2 - Please list the key attributes of Outstanding Universal Value of your property and give an assessment of their condition. As a guideline, it is suggested to focus on approximately five key attributes (no more than 15 overall).

|       | Brief identification of attribute  | Preserved | Compromised | Seriously compromised | Lost |
|-------|--|-----------|-------------|-----------------------|------|
| 3.2.1 | The largest inhabited medieval complex in Europe.  | ×         |             |                       |      |
| 3.2.2 | The Monastery is a unique artistic achievement and one of the most perfect expressions of Cistercian style in the 12th, 13th and 14th centuries. | ×         |             |                       |      |

|        |   |   |  |  |  |
|--------|---|---|--|--|--|
| 3.2.3  | Santa Maria of Poblet presents a unique blend of architectural forms generally reserved for distinct applications, and a well integrated landscape. | × |  |  |  |
| 3.2.4  | This Cistercian abbey has served as a massive military complex, and as a royal palace, residence and pantheon.                                      | × |  |  |  |
| 3.2.5  | The abbey contains masterpieces from every period.  | × |  |  |  |
| 3.2.6  |   |   |  |  |  |
| 3.2.7  |   |   |  |  |  |
| 3.2.8  |   |   |  |  |  |
| 3.2.9  |   |   |  |  |  |
| 3.2.10 |   |   |  |  |  |
| 3.2.11 |   |   |  |  |  |
| 3.2.12 |   |   |  |  |  |
| 3.2.13 |   |   |  |  |  |
| 3.2.14 |   |   |  |  |  |
| 3.2.15 |   |   |  |  |  |

### 3.3 - Comments, conclusions and/or recommendations related to Statement of Outstanding Universal Value

#### 4. Factors Affecting the Property

##### 4.1. Buildings and Development

###### 4.1.1 - Housing

Previous answer Cycle 2 (17/07/2014):

- Not relevant

|          |   |
|----------|---|
| Relevant | × |
|----------|---|

###### 4.1.2 - Commercial development

Previous answer Cycle 2 (17/07/2014):

- Not relevant

|          |   |
|----------|---|
| Relevant | × |
|----------|---|

###### 4.1.3 - Industrial areas

Previous answer Cycle 2 (17/07/2014):

- Not relevant










|          |   |
|----------|---|
| Relevant | × |
|----------|---|

###### 4.1.4 - Major visitor accommodation and associated infrastructure

Previous answer Cycle 2 (17/07/2014):

- Relevant, Positive, Current, Inside

|   |              |
|---|--------------|
| × | Not relevant |
|---|--------------|









|  | Impact  |   | Origin   |   | Trend of impact   |  |  |
|--|---|---|--|---|---|--|--|
| Impact   |  Current |  Potential |  Inside |  Outside |  Decreasing |  Stable |  Increasing |
|  Positive × | ×   |   | ×  |   |   | →  |  |
|  Negative   |   |   |  |   |   |  |  |


###### 4.1.5 - Interpretative and visitation facilities

Previous answer Cycle 2 (17/07/2014):

- Relevant, Positive, Current, Inside

|   |              |
|---|--------------|
| × | Not relevant |
|---|--------------|

|  | Impact  |   | Origin   |   | Trend of impact   |  |  |
|--|---|---|--|---|---|--|--|
| Impact   |  Current |  Potential |  Inside |  Outside |  Decreasing |  Stable |  Increasing |
|  Positive × | ×   |   | ×  |   |   |  | ↑  |

|  |  |  |  |  |  |  |  |
|--|--|--|--|--|--|--|--|
|  Negative |  |  |  |  |  |  |  |
|--|--|--|--|--|--|--|--|

**4.1.6 - Please comment as necessary on how the factors selected as relevant in 4.1 are affecting the property either negatively or positively**

## 4.2. Transportation Infrastructure

### 4.2.1 - Ground transport infrastructure

Previous answer Cycle 2 (17/07/2014):

- Relevant, Positive, Current, Outside

|  Relevant   |   |   |  | Not relevant  |  |  |  |
|--|---|---|--|---|--|--|--|
|  | Impact  |   | Origin   |   | Trend of impact  |  |  |
| Impact   |  Current |  Potential |  Inside |  Outside |  Decreasing |  Stable |  Increasing |
|  Positive  |          |   |  |          |  |  |             |
|  Negative   |   |   |  |   |  |  |  |

### 4.2.2 - Underground transport infrastructure

Previous answer Cycle 2 (17/07/2014):

- Relevant, Positive, Potential, Outside

|          |  |
|----------|--|
| Relevant |  Not relevant |
|----------|--|

### 4.2.3 - Air transport infrastructure

Previous answer Cycle 2 (17/07/2014):

- Relevant, Positive, Potential, Outside

|  Relevant   |   |   |  | Not relevant  |  |  |  |
|--|---|---|--|---|--|--|--|
|  | Impact  |   | Origin   |   | Trend of impact  |  |  |
| Impact   |  Current |  Potential |  Inside |  Outside |  Decreasing |  Stable |  Increasing |
|  Positive  |   |            |  |          |  |  |             |
|  Negative   |   |   |  |   |  |  |  |

### 4.2.4 - Marine transport infrastructure

Previous answer Cycle 2 (17/07/2014):

- Relevant, Positive, Potential, Outside

|  Relevant   |   |   |  | Not relevant  |  |  |  |
|--|---|---|--|---|--|--|--|
|  | Impact  |   | Origin   |   | Trend of impact  |  |  |
| Impact   |  Current |  Potential |  Inside |  Outside |  Decreasing |  Stable |  Increasing |
|  Positive  |   |            |  |          |  |  |             |
|  Negative   |   |   |  |   |  |  |  |

### 4.2.5 - Effects arising from use of transportation infrastructure

Previous answer Cycle 2 (17/07/2014):

- Not relevant

|  Relevant   |   |   |  | Not relevant  |  |  |  |
|--|---|---|--|---|--|--|--|
|  | Impact  |   | Origin   |   | Trend of impact  |  |  |
| Impact   |  Current |  Potential |  Inside |  Outside |  Decreasing |  Stable |  Increasing |
|  Positive  |          |   |  |          |  |         |  |
|  Negative   |   |   |  |   |  |  |  |

**4.2.6 - Please comment as necessary on how the factors selected as relevant in 4.2 are affecting the property either negatively or positively**

## 4.3. Services Infrastructures

### 4.3.1 - Water infrastructure

Previous answer Cycle 2 (17/07/2014):

- Relevant, Positive, Current, Inside

| ✕ Relevant   |           |             |          | Not relevant |                 |          |              |
|--------------|-----------|-------------|----------|--------------|-----------------|----------|--------------|
|              | Impact    |             | Origin   |              | Trend of impact |          |              |
| Impact       | 🔴 Current | 🟡 Potential | 🟢 Inside | 🟢 Outside    | ↘ Decreasing    | → Stable | ↗ Increasing |
| 🟢 Positive ✕ | ✕         |             | ✕        |              |                 | →        |              |
| 🔴 Negative   |           |             |          |              |                 |          |              |

#### 4.3.2 - Renewable energy facilities

Previous answer Cycle 2 (17/07/2014):

- Relevant, Positive, Current, Inside

| ✕ Relevant   |           |             |          | Not relevant |                 |          |              |
|--------------|-----------|-------------|----------|--------------|-----------------|----------|--------------|
|              | Impact    |             | Origin   |              | Trend of impact |          |              |
| Impact       | 🔴 Current | 🟡 Potential | 🟢 Inside | 🟢 Outside    | ↘ Decreasing    | → Stable | ↗ Increasing |
| 🟢 Positive ✕ | ✕         |             | ✕        |              |                 | →        |              |
| 🔴 Negative   |           |             |          |              |                 |          |              |

#### 4.3.3 - Non-renewable energy facilities

Previous answer Cycle 2 (17/07/2014):

- Relevant, Negative, Potential, Outside

| ✕ Relevant   |           |             |          | Not relevant |                 |          |              |
|--------------|-----------|-------------|----------|--------------|-----------------|----------|--------------|
|              | Impact    |             | Origin   |              | Trend of impact |          |              |
| Impact       | 🔴 Current | 🟡 Potential | 🟢 Inside | 🟢 Outside    | ↘ Decreasing    | → Stable | ↗ Increasing |
| 🟢 Positive   |           |             |          |              |                 |          |              |
| 🔴 Negative ✕ |           | ✕           |          | ✕            |                 | →        |              |

#### 4.3.4 - Localised utilities

Previous answer Cycle 2 (17/07/2014):

- Not relevant

|          |                |
|----------|----------------|
| Relevant | ✕ Not relevant |
|----------|----------------|

#### 4.3.5 - Major linear utilities

Previous answer Cycle 2 (17/07/2014):

- Not relevant

|          |                |
|----------|----------------|
| Relevant | ✕ Not relevant |
|----------|----------------|

#### 4.3.6 - Please comment as necessary on how the factors selected as relevant in 4.3 are affecting the property either negatively or positively

#### 4.4. Pollution

##### 4.4.1 - Pollution of marine waters

Previous answer Cycle 2 (17/07/2014):

- Not relevant

|          |                |
|----------|----------------|
| Relevant | ✕ Not relevant |
|----------|----------------|

##### 4.4.2 - Ground water pollution

Previous answer Cycle 2 (17/07/2014):

- Not relevant

|          |                |
|----------|----------------|
| Relevant | ✕ Not relevant |
|----------|----------------|

##### 4.4.3 - Surface water pollution

Previous answer Cycle 2 (17/07/2014):

- Not relevant

|          |                |
|----------|----------------|
| Relevant | ✕ Not relevant |
|----------|----------------|

#### 4.4.4 - Air pollution

Previous answer Cycle 2 (17/07/2014):

- Not relevant

Relevant

✕ Not relevant

#### 4.4.5 - Solid waste

Previous answer Cycle 2 (17/07/2014):

- Not relevant

Relevant

✕ Not relevant

#### 4.4.6 - Input of excess energy

Previous answer Cycle 2 (17/07/2014):

- Not relevant

Relevant

✕ Not relevant

**4.4.7 - Please comment as necessary on how the factors selected as relevant in 4.4 are affecting the property either negatively or positively**

#### 4.5. Biological resource use/modification

##### 4.5.1 - Fishing/collecting aquatic resources

Previous answer Cycle 2 (17/07/2014):

- Not relevant

Relevant

✕ Not relevant

##### 4.5.2 - Aquaculture

Previous answer Cycle 2 (17/07/2014):

- Not relevant

Relevant

✕ Not relevant







##### 4.5.3 - Land conversion

Previous answer Cycle 2 (17/07/2014):

- Relevant, Positive, Potential, Inside, Outside

✕ Relevant

Not relevant

|  | Impact  |   | Origin   |   | Trend of impact   |  |  |
|--|---|---|--|---|---|--|--|
| Impact   |  Current |  Potential |  Inside |  Outside |  Decreasing |  Stable |  Increasing |
|  Positive ✕ |   | ✕   | ✕  | ✕   |   |         |  |
|  Negative   |   |   |  |   |   |  |  |

##### 4.5.4 - Livestock farming/Grazing of domesticated animals

Previous answer Cycle 2 (17/07/2014):

- Not relevant

Relevant

✕ Not relevant









##### 4.5.5 - Crop production

Previous answer Cycle 2 (17/07/2014):

- Relevant, Positive, Current, Inside

✕ Relevant

Not relevant

|  | Impact  |   | Origin   |   | Trend of impact   |  |  |
|--|---|---|--|---|---|--|--|
| Impact   |  Current |  Potential |  Inside |  Outside |  Decreasing |  Stable |  Increasing |
|  Positive ✕ | ✕   |   | ✕  |   |   |  |  |
|  Negative   |   |   |  |   |   |  |  |

##### 4.5.6 - Commercial wild plant collection

Previous answer Cycle 2 (17/07/2014):

- Relevant, Positive, Current, Inside, Outside

|              |           |             |          |              |                 |          |              |
|--------------|-----------|-------------|----------|--------------|-----------------|----------|--------------|
| ✕ Relevant   |           |             |          | Not relevant |                 |          |              |
|              | Impact    |             | Origin   |              | Trend of impact |          |              |
| Impact       | 🔥 Current | 🔥 Potential | 📍 Inside | 📍 Outside    | ↘ Decreasing    | → Stable | ↗ Increasing |
| ➕ Positive ✕ | ✕         |             | ✕        | ✕            |                 | →        |              |
| ➖ Negative   |           |             |          |              |                 |          |              |

#### 4.5.7 - Subsistence wild plant collection

Previous answer Cycle 2 (17/07/2014):

- Relevant, Positive, Current, Inside, Outside

|              |           |             |          |              |                 |          |              |
|--------------|-----------|-------------|----------|--------------|-----------------|----------|--------------|
| ✕ Relevant   |           |             |          | Not relevant |                 |          |              |
|              | Impact    |             | Origin   |              | Trend of impact |          |              |
| Impact       | 🔥 Current | 🔥 Potential | 📍 Inside | 📍 Outside    | ↘ Decreasing    | → Stable | ↗ Increasing |
| ➕ Positive ✕ | ✕         |             | ✕        | ✕            |                 | →        |              |
| ➖ Negative   |           |             |          |              |                 |          |              |

#### 4.5.8 - Commercial hunting

Previous answer Cycle 2 (17/07/2014):

- Not relevant

|          |                |
|----------|----------------|
| Relevant | ✕ Not relevant |
|----------|----------------|

#### 4.5.9 - Subsistence hunting

Previous answer Cycle 2 (17/07/2014):

- Not relevant

|          |                |
|----------|----------------|
| Relevant | ✕ Not relevant |
|----------|----------------|

#### 4.5.10 - Forestry/Wood production

Previous answer Cycle 2 (17/07/2014):

- Relevant, Positive, Current, Outside

|              |           |             |          |              |                 |          |              |
|--------------|-----------|-------------|----------|--------------|-----------------|----------|--------------|
| ✕ Relevant   |           |             |          | Not relevant |                 |          |              |
|              | Impact    |             | Origin   |              | Trend of impact |          |              |
| Impact       | 🔥 Current | 🔥 Potential | 📍 Inside | 📍 Outside    | ↘ Decreasing    | → Stable | ↗ Increasing |
| ➕ Positive ✕ | ✕         |             |          | ✕            |                 | →        |              |
| ➖ Negative   |           |             |          |              |                 |          |              |

#### 4.5.11 - Please comment as necessary on how the factors selected as relevant in 4.5 are affecting the property either negatively or positively

### 4.6. Physical resource extraction

#### 4.6.1 - Mining

Previous answer Cycle 2 (17/07/2014):

- Not relevant

|          |                |
|----------|----------------|
| Relevant | ✕ Not relevant |
|----------|----------------|

#### 4.6.2 - Quarrying

Previous answer Cycle 2 (17/07/2014):

- Relevant, Negative, Current, Outside

|              |           |             |          |              |                 |          |              |
|--------------|-----------|-------------|----------|--------------|-----------------|----------|--------------|
| ✕ Relevant   |           |             |          | Not relevant |                 |          |              |
|              | Impact    |             | Origin   |              | Trend of impact |          |              |
| Impact       | 🔥 Current | 🔥 Potential | 📍 Inside | 📍 Outside    | ↘ Decreasing    | → Stable | ↗ Increasing |
| ➕ Positive   |           |             |          |              |                 |          |              |
| ➖ Negative ✕ | ✕         |             |          | ✕            |                 | →        |              |



4.6.3 - Oil and gas

Previous answer Cycle 2 (17/07/2014):

- Not relevant

|          |                |
|----------|----------------|
| Relevant | ✖ Not relevant |
|----------|----------------|

4.6.4 - Water (extraction)

Previous answer Cycle 2 (17/07/2014):

- Not relevant

|          |                |
|----------|----------------|
| Relevant | ✖ Not relevant |
|----------|----------------|

4.6.5 - Please comment as necessary on how the factors selected as relevant in 4.6 are affecting the property either negatively or positively

4.7. Local conditions affecting physical fabric

4.7.1 - Wind

Previous answer Cycle 2 (17/07/2014):

- Relevant, Negative, Current, Outside

| ✖ Relevant   | Not relevant |             |          |           |                 |          |              |
|--------------|--------------|-------------|----------|-----------|-----------------|----------|--------------|
|              | Impact       |             | Origin   |           | Trend of impact |          |              |
| Impact       | 🔥 Current    | 🔥 Potential | 📍 Inside | 📍 Outside | ↘ Decreasing    | → Stable | ↗ Increasing |
| ➕ Positive   |              |             |          |           |                 |          |              |
| ➖ Negative ✖ | ✖            |             |          | ✖         |                 | →        |              |

4.7.2 - Relative humidity

Previous answer Cycle 2 (17/07/2014):

- Relevant, Negative, Current, Inside

| ✖ Relevant   | Not relevant |             |          |           |                 |          |              |
|--------------|--------------|-------------|----------|-----------|-----------------|----------|--------------|
|              | Impact       |             | Origin   |           | Trend of impact |          |              |
| Impact       | 🔥 Current    | 🔥 Potential | 📍 Inside | 📍 Outside | ↘ Decreasing    | → Stable | ↗ Increasing |
| ➕ Positive   |              |             |          |           |                 |          |              |
| ➖ Negative ✖ | ✖            |             | ✖        |           |                 | →        |              |

4.7.3 - Temperature

Previous answer Cycle 2 (17/07/2014):

- Not relevant

|          |                |
|----------|----------------|
| Relevant | ✖ Not relevant |
|----------|----------------|

4.7.4 - Radiation/Light

Previous answer Cycle 2 (17/07/2014):

- Not relevant

|          |                |
|----------|----------------|
| Relevant | ✖ Not relevant |
|----------|----------------|

4.7.5 - Dust

Previous answer Cycle 2 (17/07/2014):

- Not relevant






|          |                |
|----------|----------------|
| Relevant | ✖ Not relevant |
|----------|----------------|

4.7.6 - Water (rain/water table)

Previous answer Cycle 2 (17/07/2014):

- Not relevant


| ✖ Relevant | Not relevant |             |          |           |                 |          |              |
|------------|--------------|-------------|----------|-----------|-----------------|----------|--------------|
|            | Impact       |             | Origin   |           | Trend of impact |          |              |
| Impact     | 🔥 Current    | 🔥 Potential | 📍 Inside | 📍 Outside | ↘ Decreasing    | → Stable | ↗ Increasing |
| ➕ Positive |              |             |          |           |                 |          |              |

|  |   |  |  |   |  |  |   |
|--|---|--|--|---|--|--|---|
|  Negative  |  |  |  |  |  |  |  |
|--|---|--|--|---|--|--|---|

#### 4.7.7 - Pests

Previous answer Cycle 2 (17/07/2014):

- Not relevant

|          |  |
|----------|--|
| Relevant |  Not relevant |
|----------|--|

#### 4.7.8 - Micro-organisms

Previous answer Cycle 2 (17/07/2014):

- Not relevant

|          |  |
|----------|--|
| Relevant |  Not relevant |
|----------|--|

#### 4.7.9 - Please comment as necessary on how the factors selected as relevant in 4.7 are affecting the property either negatively or positively

#### 4.8. Social/Cultural uses of heritage

##### 4.8.1 - Ritual/Spiritual/Religious and associative uses

Previous answer Cycle 2 (17/07/2014):


- Relevant, Positive, Current, Inside

|  Relevant   |   |   |  | Not relevant  |   |  |  |
|--|---|---|--|---|---|--|--|
|  | Impact  |   | Origin   |   | Trend of impact   |  |  |
| Impact   |  Current |  Potential |  Inside |  Outside |  Decreasing |  Stable |  Increasing |
|  Positive  |          |   |         |   |   |         |  |
|  Negative   |   |   |  |   |   |  |  |

##### 4.8.2 - Society's valuing of heritage

Previous answer Cycle 2 (17/07/2014):

- Relevant, Positive, Current, Outside

|  Relevant   |   |   |  | Not relevant  |   |  |  |
|--|---|---|--|---|---|--|--|
|  | Impact  |   | Origin   |   | Trend of impact   |  |  |
| Impact   |  Current |  Potential |  Inside |  Outside |  Decreasing |  Stable |  Increasing |
|  Positive  |          |   |  |          |   |  |             |
|  Negative   |   |   |  |   |   |  |  |

##### 4.8.3 - Indigenous hunting, gathering and collecting

Previous answer Cycle 2 (17/07/2014):

- Not relevant

|          |  |
|----------|--|
| Relevant |  Not relevant |
|----------|--|

##### 4.8.4 - Changes in traditional ways of life and knowledge system

Previous answer Cycle 2 (17/07/2014):

- Relevant, Positive, Current, Inside, Outside















|  Relevant   |   |   |  | Not relevant  |   |  |  |
|--|---|---|--|---|---|--|--|
|  | Impact  |   | Origin   |   | Trend of impact   |  |  |
| Impact   |  Current |  Potential |  Inside |  Outside |  Decreasing |  Stable |  Increasing |
|  Positive  |          |   |         |          |   |  |             |
|  Negative   |   |   |  |   |   |  |  |

##### 4.8.5 - Identity, social cohesion, changes in local population and community

Previous answer Cycle 2 (17/07/2014):

- Relevant, Positive, Current, Inside, Outside



|  Relevant |        |  |        | Not relevant |                 |  |  |
|--|--------|--|--------|--------------|-----------------|--|--|
|  | Impact |  | Origin |              | Trend of impact |  |  |

| Impact   |  Current |  Potential |  Inside |  Outside |  Decreasing |  Stable |  Increasing |
|--|---|---|--|---|---|--|--|
|  Positive  |          |   |         |          |   |         |  |
|  Negative   |   |   |  |   |   |  |  |

#### 4.8.6 - Impacts of tourism/Visitation/Recreation

Previous answer Cycle 2 (17/07/2014):

- Relevant, Positive, Current, Outside

|  Relevant   |   |   |  | Not relevant  |   |  |  |
|--|---|---|--|---|---|--|--|
|  | Impact  |   | Origin   |   | Trend of impact   |  |  |
| Impact   |  Current |  Potential |  Inside |  Outside |  Decreasing |  Stable |  Increasing |
|  Positive  |          |   |  |          |   |  |             |
|  Negative   |   |   |  |   |   |  |  |

#### 4.8.7 - Please comment as necessary on how the factors selected as relevant in 4.8 are affecting the property either negatively or positively

#### 4.9. Other human activities

##### 4.9.1 - Illegal activities

Previous answer Cycle 2 (17/07/2014):

- Not relevant

|          |  |
|----------|--|
| Relevant |  Not relevant |
|----------|--|

##### 4.9.2 - Deliberate destruction of heritage

Previous answer Cycle 2 (17/07/2014):


- Not relevant

|          |  |
|----------|--|
| Relevant |  Not relevant |
|----------|--|

##### 4.9.3 - Military training

Previous answer Cycle 2 (17/07/2014):

- Not relevant

|          |  |
|----------|--|
| Relevant |  Not relevant |
|----------|--|

##### 4.9.4 - War

Previous answer Cycle 2 (17/07/2014):

- Not relevant

|          |  |
|----------|--|
| Relevant |  Not relevant |
|----------|--|

##### 4.9.5 - Terrorism

Previous answer Cycle 2 (17/07/2014):

- Not relevant

|          |  |
|----------|--|
| Relevant |  Not relevant |
|----------|--|

##### 4.9.6 - Civil unrest

Previous answer Cycle 2 (17/07/2014):

- Not relevant

|          |  |
|----------|--|
| Relevant |  Not relevant |
|----------|--|

#### 4.9.7 - Please comment as necessary on how the factors selected as relevant in 4.9 are affecting the property either negatively or positively

#### 4.10. Climate change and severe weather events

##### 4.10.1 - Storms

Previous answer Cycle 2 (17/07/2014):

- Relevant, Negative, Potential, Outside

|  Relevant |        |  |        | Not relevant |                 |  |  |
|--|--------|--|--------|--------------|-----------------|--|--|
|  | Impact |  | Origin |              | Trend of impact |  |  |

| Impact   |  Current |  Potential |  Inside   |  Outside |  Decreasing |  Stable |  Increasing |
|--|---|---|--|---|---|--|--|
|  Positive   |   |   |  |   |   |  |  |
|  Negative  |   |            | Negative  |          |   |         |  |

#### 4.10.2 - Flooding

Previous answer Cycle 2 (17/07/2014):

- Not relevant














|          |  |
|----------|--|
| Relevant |  Not relevant |
|----------|--|

#### 4.10.3 - Drought

Previous answer Cycle 2 (17/07/2014):

- Relevant, Negative, Current, Outside


|  |              |
|--|--------------|
|  Relevant | Not relevant |
|--|--------------|

|  | Impact  |   | Origin   |   | Trend of impact   |  |  |
|--|---|---|--|---|---|--|--|
| Impact   |  Current |  Potential |  Inside |  Outside |  Decreasing |  Stable |  Increasing |
|  Positive   |   |   |  |   |   |  |  |
|  Negative  |          |   |  |          |   |  |             |

#### 4.10.4 - Desertification

Previous answer Cycle 2 (17/07/2014):

- Not relevant

|          |  |
|----------|--|
| Relevant |  Not relevant |
|----------|--|

#### 4.10.5 - Changes to oceanic waters

Previous answer Cycle 2 (17/07/2014):

- Not relevant

|          |  |
|----------|--|
| Relevant |  Not relevant |
|----------|--|

#### 4.10.6 - Temperature change

Previous answer Cycle 2 (17/07/2014):

- Not relevant

|          |  |
|----------|--|
| Relevant |  Not relevant |
|----------|--|

#### 4.10.7 - Other climate change impacts

Previous answer Cycle 2 (17/07/2014):

- Not relevant

|          |  |
|----------|--|
| Relevant |  Not relevant |
|----------|--|

#### 4.10.8 - Please comment as necessary on how the factors selected as relevant in 4.10 are affecting the property either negatively or positively

#### 4.11. Sudden ecological or geological events

##### 4.11.1 - Volcanic eruption

Previous answer Cycle 2 (17/07/2014):

- Not relevant














|          |  |
|----------|--|
| Relevant |  Not relevant |
|----------|--|

##### 4.11.2 - Earthquake

Previous answer Cycle 2 (17/07/2014):

- Relevant, Negative, Potential, Outside

|  |              |
|--|--------------|
|  Relevant | Not relevant |
|--|--------------|

|  | Impact  |   | Origin   |   | Trend of impact   |  |  |
|--|---|---|--|---|---|--|--|
| Impact   |  Current |  Potential |  Inside |  Outside |  Decreasing |  Stable |  Increasing |
|  Positive   |   |   |  |   |   |  |  |
|  Negative  |   |            |  |          |   |         |  |

#### 4.11.3 - Tsunami/Tidal wave

Previous answer Cycle 2 (17/07/2014):

- Not relevant

|          |                |
|----------|----------------|
| Relevant | ✕ Not relevant |
|----------|----------------|

#### 4.11.4 - Avalanche/Landslide

Previous answer Cycle 2 (17/07/2014):

- Not relevant

|          |                |
|----------|----------------|
| Relevant | ✕ Not relevant |
|----------|----------------|

#### 4.11.5 - Erosion and siltation/Deposition

Previous answer Cycle 2 (17/07/2014):

- Relevant, Negative, Potential, Outside

|            |              |
|------------|--------------|
| ✕ Relevant | Not relevant |
|------------|--------------|

|              | Impact    |             | Origin     |           | Trend of impact |          |              |
|--------------|-----------|-------------|------------|-----------|-----------------|----------|--------------|
| Impact       | 🔴 Current | 🟡 Potential | 🟢 Inside   | 🟢 Outside | 📉 Decreasing    | ➡ Stable | 📈 Increasing |
| 🟢 Positive   |           |             |            |           |                 |          |              |
| 🔴 Negative ✕ |           | ✕           | Negative ✕ | ✕         | 📉               |          |              |

#### 4.11.6 - Fire (wildfire)

Previous answer Cycle 2 (17/07/2014):

- Relevant, Negative, Potential, Outside

|            |              |
|------------|--------------|
| ✕ Relevant | Not relevant |
|------------|--------------|

|              | Impact    |             | Origin     |           | Trend of impact |          |              |
|--------------|-----------|-------------|------------|-----------|-----------------|----------|--------------|
| Impact       | 🔴 Current | 🟡 Potential | 🟢 Inside   | 🟢 Outside | 📉 Decreasing    | ➡ Stable | 📈 Increasing |
| 🟢 Positive   |           |             |            |           |                 |          |              |
| 🔴 Negative ✕ |           | ✕           | Negative ✕ | ✕         |                 | ➡        |              |

**4.11.7 - Please comment as necessary on how the factors selected as relevant in 4.11 are affecting the property either negatively or positively**

#### 4.12. Invasive/alien species or hyper-abundant species

##### 4.12.1 - Translocated species

Previous answer Cycle 2 (17/07/2014):

- Not relevant

|          |                |
|----------|----------------|
| Relevant | ✕ Not relevant |
|----------|----------------|

##### 4.12.2 - Invasive/Alien terrestrial species

Previous answer Cycle 2 (17/07/2014):

- Not relevant

|          |                |
|----------|----------------|
| Relevant | ✕ Not relevant |
|----------|----------------|

##### 4.12.3 - Invasive/Alien freshwater species

Previous answer Cycle 2 (17/07/2014):

- Not relevant

|          |                |
|----------|----------------|
| Relevant | ✕ Not relevant |
|----------|----------------|

##### 4.12.4 - Invasive/Alien marine species

Previous answer Cycle 2 (17/07/2014):

- Not relevant

|          |                |
|----------|----------------|
| Relevant | ✕ Not relevant |
|----------|----------------|

##### 4.12.5 - Hyper-abundant species

Previous answer Cycle 2 (17/07/2014):

- Not relevant

|          |                |
|----------|----------------|
| Relevant | ✕ Not relevant |
|----------|----------------|

#### 4.12.6 - Modified genetic material

Previous answer Cycle 2 (17/07/2014):

- Not relevant

|          |                |
|----------|----------------|
| Relevant | ✕ Not relevant |
|----------|----------------|

4.12.7 - Please comment as necessary on how the factors selected as relevant in 4.12 are affecting the property either negatively or positively

#### 4.13. Management and institutional factors

##### 4.13.1 - Management system/Management plan

|            |              |
|------------|--------------|
| ✕ Relevant | Not relevant |
|------------|--------------|

|              | Impact    |             | Origin   |           | Trend of impact |          |              |
|--------------|-----------|-------------|----------|-----------|-----------------|----------|--------------|
| Impact       | 🔥 Current | 🔥 Potential | 📍 Inside | 📍 Outside | ↘ Decreasing    | → Stable | ↗ Increasing |
| ➕ Positive ✕ | ✕         |             | ✕        |           |                 | →        |              |
| ➖ Negative   |           |             |          |           |                 |          |              |

##### 4.13.2 - Legal framework

|            |              |
|------------|--------------|
| ✕ Relevant | Not relevant |
|------------|--------------|

|              | Impact    |             | Origin   |           | Trend of impact |          |              |
|--------------|-----------|-------------|----------|-----------|-----------------|----------|--------------|
| Impact       | 🔥 Current | 🔥 Potential | 📍 Inside | 📍 Outside | ↘ Decreasing    | → Stable | ↗ Increasing |
| ➕ Positive ✕ | ✕         |             |          | ✕         |                 | →        |              |
| ➖ Negative   |           |             |          |           |                 |          |              |

##### 4.13.3 - Governance

|            |              |
|------------|--------------|
| ✕ Relevant | Not relevant |
|------------|--------------|

|              | Impact    |             | Origin   |           | Trend of impact |          |              |
|--------------|-----------|-------------|----------|-----------|-----------------|----------|--------------|
| Impact       | 🔥 Current | 🔥 Potential | 📍 Inside | 📍 Outside | ↘ Decreasing    | → Stable | ↗ Increasing |
| ➕ Positive ✕ | ✕         |             | ✕        | ✕         |                 | →        |              |
| ➖ Negative   |           |             |          |           |                 |          |              |

##### 4.13.4 - Management activities

Previous answer Cycle 2 (17/07/2014):

- Relevant, Positive, Current, Inside, Outside

|            |              |
|------------|--------------|
| ✕ Relevant | Not relevant |
|------------|--------------|

|              | Impact    |             | Origin   |           | Trend of impact |          |              |
|--------------|-----------|-------------|----------|-----------|-----------------|----------|--------------|
| Impact       | 🔥 Current | 🔥 Potential | 📍 Inside | 📍 Outside | ↘ Decreasing    | → Stable | ↗ Increasing |
| ➕ Positive ✕ | ✕         |             | ✕        | ✕         |                 | →        |              |
| ➖ Negative   |           |             |          |           |                 |          |              |














##### 4.13.5 - Financial resources

|            |              |
|------------|--------------|
| ✕ Relevant | Not relevant |
|------------|--------------|

|              | Impact    |             | Origin   |           | Trend of impact |          |              |
|--------------|-----------|-------------|----------|-----------|-----------------|----------|--------------|
| Impact       | 🔥 Current | 🔥 Potential | 📍 Inside | 📍 Outside | ↘ Decreasing    | → Stable | ↗ Increasing |
| ➕ Positive ✕ | ✕         |             | ✕        | ✕         |                 |          | ↗            |
| ➖ Negative   |           |             |          |           |                 |          |              |

##### 4.13.6 - Human resources

|            |              |
|------------|--------------|
| ✕ Relevant | Not relevant |
|------------|--------------|





|  | Impact  |   | Origin   |   | Trend of impact   |  |  |
|--|---|---|--|---|---|--|--|
| Impact   |  Current |  Potential |  Inside |  Outside |  Decreasing |  Stable |  Increasing |
|  Positive  |          |   |         |   |            |  |  |
|  Negative   |   |   |  |   |   |  |  |

#### 4.13.7 - Low impact research/monitoring activities

Previous answer Cycle 2 (17/07/2014):

- Relevant, Positive, Current, Inside, Outside


|  |  |  |  |              |  |  |  |
|--|--|--|--|--------------|--|--|--|
|  Relevant |  |  |  | Not relevant |  |  |  |
|--|--|--|--|--------------|--|--|--|

|  | Impact  |   | Origin   |   | Trend of impact   |  |  |
|--|---|---|--|---|---|--|--|
| Impact   |  Current |  Potential |  Inside |  Outside |  Decreasing |  Stable |  Increasing |
|  Positive  |          |   |         |          |   |         |  |
|  Negative   |   |   |  |   |   |  |  |

#### 4.13.8 - High impact research/monitoring activities

Previous answer Cycle 2 (17/07/2014):

- Not relevant

|          |  |
|----------|--|
| Relevant |  Not relevant |
|----------|--|

































4.13.9 - Please comment as necessary on how the factors selected as relevant in 4.13 are affecting the property either negatively or positively

4.14. Other factor(s)

4.14.1 - Other factor(s)















































4.15. Factors Summary Table

#### 4.15.1 - Factors Summary Table

| Name  | Impact  |   | Origin  |   | Trend   |
|---|---|---|---|---|---|
| 4.1 Buildings and Development                                   |   |   |   |   |   |
| 4.1.4 Major visitor accommodation and associated infrastructure |  |  |   |  |  |
|   |   |   |   |   |   |
| 4.1.5 Interpretative and visitation facilities                  |  |  |   |  |  |
|   |   |   |   |   |   |
| 4.2 Transportation Infrastructure                               |   |   |   |   |   |
| 4.2.1 Ground transport infrastructure                           |  |  |   |  |  |
|   |   |   |   |   |   |
| 4.2.3 Air transport infrastructure                              |  |   |  |  |  |
|   |   |   |   |   |   |
| 4.2.4 Marine transport infrastructure                           |  |   |  |  |  |
|   |   |   |   |   |   |
| 4.2.5 Effects arising from use of transportation infrastructure |  |  |   |  |  |
|   |   |   |   |   |   |
| 4.3 Services Infrastructures                                    |   |   |   |   |   |
| 4.3.1 Water infrastructure                                      |  |  |   |  |  |
|   |   |   |   |   |   |
| 4.3.2 Renewable energy facilities                               |  |  |   |  |  |
|   |   |   |   |   |   |
| 4.3.3 Non-renewable energy facilities                           |   |   |   |   |   |
|   |   |   |   |   |   |

|  |  |  |  |  |  |  |
|--|--|--|--|--|--|--|
|  |  |  |  |  |  |  |
| 4.5 Biological resource use/modification                                   |  |  |  |  |  |  |
| 4.5.3 Land conversion  |  |  |  |  |  |  |
|  |  |  |  |  |  |  |
| 4.5.5 Crop production  |  |  |  |  |  |  |
|  |  |  |  |  |  |  |
| 4.5.6 Commercial wild plant collection                                     |  |  |  |  |  |  |
|  |  |  |  |  |  |  |
| 4.5.7 Subsistence wild plant collection                                    |  |  |  |  |  |  |
|  |  |  |  |  |  |  |
| 4.5.10 Forestry/Wood production  |  |  |  |  |  |  |
|  |  |  |  |  |  |  |
| 4.6 Physical resource extraction   |  |  |  |  |  |  |
| 4.6.2 Quarrying  |  |  |  |  |  |  |
|  |  |  |  |  |  |  |
| 4.7 Local conditions affecting physical fabric                             |  |  |  |  |  |  |
| 4.7.1 Wind   |  |  |  |  |  |  |
|  |  |  |  |  |  |  |
| 4.7.2 Relative humidity  |  |  |  |  |  |  |
|  |  |  |  |  |  |  |
| 4.7.6 Water (rain/water table)   |  |  |  |  |  |  |
|  |  |  |  |  |  |  |
| 4.8 Social/Cultural uses of heritage                                       |  |  |  |  |  |  |
| 4.8.1 Ritual/Spiritual/Religious and associative uses                      |  |  |  |  |  |  |
|  |  |  |  |  |  |  |
| 4.8.2 Society's valuing of heritage  |  |  |  |  |  |  |
|  |  |  |  |  |  |  |
| 4.8.4 Changes in traditional ways of life and knowledge system             |  |  |  |  |  |  |
|  |  |  |  |  |  |  |
| 4.8.5 Identity, social cohesion, changes in local population and community |  |  |  |  |  |  |
|  |  |  |  |  |  |  |
| 4.8.6 Impacts of tourism/Visitation/Recreation                             |  |  |  |  |  |  |
|  |  |  |  |  |  |  |
| 4.10 Climate change and severe weather events                              |  |  |  |  |  |  |
| 4.10.1 Storms  |  |  |  |  |  |  |
|  |  |  |  |  |  |  |
| 4.10.3 Drought   |  |  |  |  |  |  |
|  |  |  |  |  |  |  |
| 4.11 Sudden ecological or geological events                                |  |  |  |  |  |  |
| 4.11.2 Earthquake  |  |  |  |  |  |  |
|  |  |  |  |  |  |  |
| 4.11.5 Erosion and siltation/Deposition                                    |  |  |  |  |  |  |







|  |   |   |   |   |   |   |
|--|---|---|---|---|---|---|
|  |   |   |   |   |   |   |
| 4.11.6 Fire (wildfire)   |   |   |   |   |   |   |
|  |  |   |  |   |  |  |
| 4.13 Management and institutional factors  |   |   |   |   |   |   |
| 4.13.1 Management system/Management plan   |  |  |   |  |   |  |
|  |   |   |   |   |   |   |
| 4.13.2 Legal framework   |  |  |   |  |   |  |
|  |   |   |   |   |   |   |
| 4.13.3 Governance  |  |  |   |  |  |  |
|  |   |   |   |   |   |   |
| 4.13.4 Management activities   |  |  |   |  |  |  |
|  |   |   |   |   |   |   |
| 4.13.5 Financial resources   |  |  |   |  |  |  |
|  |   |   |   |   |   |   |
| 4.13.6 Human resources   |  |  |   |  |   |  |
|  |   |   |   |   |   |   |
| 4.13.7 Low impact research/monitoring activities   |  |  |   |  |  |  |
|  |   |   |   |   |   |   |
| <b>Legend</b>  Current  Potential  Negative  Positive  Inside  Outside |   |   |   |   |   |   |

## 4.16. Assessment of current and potential positive and negative factors

### 4.16.1 - Assessment of current and potential negative and positive factors

#### 4.1 Buildings and Development

| Name  | Impact  |   |  | Origin  |  | Trend   |
|---|---|---|--|---|--|---|
| 4.1.4 Major visitor accommodation and associated infrastructure |  |  |  |  |  |  |
|   |   |   |  |   |  |   |

| Spatial scale - Area affected by the factor   |                          |
|---|--------------------------|
|   | Restricted               |
|  | Localised                |
|   | Extensive                |
|   | Widespread               |
| Temporal scale - Occurrence of the impact   |                          |
|   | One off or rare          |
|   | Intermittent or sporadic |
|   | Frequent                 |
|  | On-going                 |
| Impact - Impact on the attributes   |                          |
|   | Insignificant            |
|  | Minor                    |
|   | Significant              |
|   | Major                    |

| Management response - Capacity of management to respond |                                |
|---|--------------------------------|
| <input checked="" type="checkbox"/>                     | High capacity                  |
| <input type="checkbox"/>                                | Medium capacity                |
| <input type="checkbox"/>                                | Low capacity                   |
| <input type="checkbox"/>                                | No capacity and / or resources |
| Trend - Development over the last 6 years               |                                |
| <input type="checkbox"/>                                | Decreasing                     |
| <input checked="" type="checkbox"/>                     | Static                         |
| <input type="checkbox"/>                                | Increasing                     |

| Name   | Impact   | Origin   | Trend                               |
|--|--|--|-------------------------------------|
| 4.1.5 Interpretative and visitation facilities | <input checked="" type="checkbox"/> <input checked="" type="checkbox"/> <input type="checkbox"/> | <input checked="" type="checkbox"/> <input type="checkbox"/> | <input checked="" type="checkbox"/> |
|  | <input type="checkbox"/> <input type="checkbox"/> <input type="checkbox"/>                       | <input type="checkbox"/> <input type="checkbox"/>            | <input type="checkbox"/>            |

| Spatial scale - Area affected by the factor |            |
|---|------------|
| <input type="checkbox"/>                    | Restricted |
| <input checked="" type="checkbox"/>         | Localised  |
| <input type="checkbox"/>                    | Extensive  |
| <input type="checkbox"/>                    | Widespread |

| Temporal scale - Occurrence of the impact |                          |
|---|--------------------------|
| <input type="checkbox"/>                  | One off or rare          |
| <input type="checkbox"/>                  | Intermittent or sporadic |
| <input type="checkbox"/>                  | Frequent                 |
| <input checked="" type="checkbox"/>       | On-going                 |

| Impact - Impact on the attributes   |               |
|-------------------------------------|---------------|
| <input type="checkbox"/>            | Insignificant |
| <input type="checkbox"/>            | Minor         |
| <input type="checkbox"/>            | Significant   |
| <input checked="" type="checkbox"/> | Major         |

| Management response - Capacity of management to respond |                                |
|---|--------------------------------|
| <input checked="" type="checkbox"/>                     | High capacity                  |
| <input type="checkbox"/>                                | Medium capacity                |
| <input type="checkbox"/>                                | Low capacity                   |
| <input type="checkbox"/>                                | No capacity and / or resources |
| Trend - Development over the last 6 years               |                                |
| <input type="checkbox"/>                                | Decreasing                     |
| <input type="checkbox"/>                                | Static                         |
| <input checked="" type="checkbox"/>                     | Increasing                     |

## 4.2 Transportation Infrastructure

| Name                                  | Impact   | Origin   | Trend                               |
|---------------------------------------|--|--|-------------------------------------|
| 4.2.1 Ground transport infrastructure | <input checked="" type="checkbox"/> <input checked="" type="checkbox"/> <input type="checkbox"/> | <input type="checkbox"/> <input checked="" type="checkbox"/> | <input checked="" type="checkbox"/> |



|  |                                |
|--|--------------------------------|
|  | Significant                    |
|  | Major                          |
| <b>Management response - Capacity of management to respond</b> |                                |
|  | High capacity                  |
|  | Medium capacity                |
|  | Low capacity                   |
| ✕  | No capacity and / or resources |
| <b>Trend - Development over the last 6 years</b>               |                                |
|  | Decreasing                     |
| ✕  | Static                         |
|  | Increasing                     |

| Name                                  | Impact |  |  | Origin | Trend |
|---------------------------------------|--------|--|--|--------|-------|
| 4.2.4 Marine transport infrastructure |        |  |  |        |       |
|                                       |        |  |  |        |       |

|  |            |
|--|------------|
| <b>Spatial scale - Area affected by the factor</b> |            |
|  | Restricted |
| ✕  | Localised  |
|  | Extensive  |
|  | Widespread |

|  |                          |
|--|--------------------------|
| <b>Temporal scale - Occurrence of the impact</b> |                          |
|  | One off or rare          |
|  | Intermittent or sporadic |
|  | Frequent                 |
| ✕  | On-going                 |

|  |               |
|--|---------------|
| <b>Impact - Impact on the attributes</b> |               |
|  | Insignificant |
|  | Minor         |
| ✕  | Significant   |
|  | Major         |


|  |                                |
|--|--------------------------------|
| <b>Management response - Capacity of management to respond</b> |                                |
|  | High capacity                  |
| ✕  | Medium capacity                |
|  | Low capacity                   |
|  | No capacity and / or resources |

|  |            |
|--|------------|
| <b>Trend - Development over the last 6 years</b> |            |
|  | Decreasing |
|  | Static     |
| ✕  | Increasing |

| Name  | Impact |  |  | Origin | Trend |
|---|--------|--|--|--------|-------|
| 4.2.5 Effects arising from use of transportation infrastructure |        |  |  |        |       |

|  |                                |  |  |  |  |  |  |
|--|--------------------------------|--|--|--|--|--|--|
|  |                                |  |  |  |  |  |  |
| <b>Spatial scale - Area affected by the factor</b>             |                                |  |  |  |  |  |  |
|  | Restricted                     |  |  |  |  |  |  |
|  | Localised                      |  |  |  |  |  |  |
| X  | Extensive                      |  |  |  |  |  |  |
|  | Widespread                     |  |  |  |  |  |  |
| <b>Temporal scale - Occurrence of the impact</b>               |                                |  |  |  |  |  |  |
|  | One off or rare                |  |  |  |  |  |  |
|  | Intermittent or sporadic       |  |  |  |  |  |  |
|  | Frequent                       |  |  |  |  |  |  |
| X  | On-going                       |  |  |  |  |  |  |
| <b>Impact - Impact on the attributes</b>                       |                                |  |  |  |  |  |  |
|  | Insignificant                  |  |  |  |  |  |  |
|  | Minor                          |  |  |  |  |  |  |
|  | Significant                    |  |  |  |  |  |  |
| X  | Major                          |  |  |  |  |  |  |
| <b>Management response - Capacity of management to respond</b> |                                |  |  |  |  |  |  |
|  | High capacity                  |  |  |  |  |  |  |
| X  | Medium capacity                |  |  |  |  |  |  |
|  | Low capacity                   |  |  |  |  |  |  |
|  | No capacity and / or resources |  |  |  |  |  |  |
| <b>Trend - Development over the last 6 years</b>               |                                |  |  |  |  |  |  |
|  | Decreasing                     |  |  |  |  |  |  |
|  | Static                         |  |  |  |  |  |  |
| X  | Increasing                     |  |  |  |  |  |  |

4.3 Services Infrastructures

| Name   | Impact  |   |  | Origin  |  | Trend   |
|--|---|---|--|---|--|---|
| 4.3.1 Water infrastructure                         |  |  |  |  |  |  |
|  |   |   |  |   |  |   |
| <b>Spatial scale - Area affected by the factor</b> |   |   |  |   |  |   |
|  | Restricted  |   |  |   |  |   |
| X  | Localised   |   |  |   |  |   |
|  | Extensive   |   |  |   |  |   |
|  | Widespread  |   |  |   |  |   |
| <b>Temporal scale - Occurrence of the impact</b>   |   |   |  |   |  |   |
|  | One off or rare   |   |  |   |  |   |
|  | Intermittent or sporadic  |   |  |   |  |   |
|  | Frequent  |   |  |   |  |   |
| X  | On-going  |   |  |   |  |   |
| <b>Impact - Impact on the attributes</b>           |   |   |  |   |  |   |

|   |                                |
|---|--------------------------------|
|   | Insignificant                  |
|   | Minor                          |
|   | Significant                    |
| ✕   | Major                          |
| Management response - Capacity of management to respond |                                |
| ✕   | High capacity                  |
|   | Medium capacity                |
|   | Low capacity                   |
|   | No capacity and / or resources |
| Trend - Development over the last 6 years               |                                |
|   | Decreasing                     |
| ✕   | Static                         |
|   | Increasing                     |

| Name                              | Impact   | Origin  | Trend                     |
|-----------------------------------|--|---|---------------------------|
| 4.3.2 Renewable energy facilities | <div> <div>+</div> <div>🚧</div> <div></div> </div> | <div> <div>🏠</div> <div></div> <div></div> </div> | <div> <div>➡</div> </div> |
|                                   |  |   |                           |

|   |                                |
|---|--------------------------------|
| Spatial scale - Area affected by the factor             |                                |
|   | Restricted                     |
| ✕   | Localised                      |
|   | Extensive                      |
|   | Widespread                     |
| Temporal scale - Occurrence of the impact               |                                |
|   | One off or rare                |
|   | Intermittent or sporadic       |
|   | Frequent                       |
| ✕   | On-going                       |
| Impact - Impact on the attributes                       |                                |
|   | Insignificant                  |
|   | Minor                          |
|   | Significant                    |
| ✕   | Major                          |
| Management response - Capacity of management to respond |                                |
| ✕   | High capacity                  |
|   | Medium capacity                |
|   | Low capacity                   |
|   | No capacity and / or resources |
| Trend - Development over the last 6 years               |                                |
|   | Decreasing                     |
| ✕   | Static                         |
|   | Increasing                     |

| Name | Impact | Origin | Trend |
|------|--------|--------|-------|
|------|--------|--------|-------|

| 4.3.3 Non-renewable energy facilities                          |                                |  |  |  |  |  |  |
|--|--------------------------------|--|--|--|--|--|--|
|  |                                |  |  |  |  |  |  |
| <b>Spatial scale - Area affected by the factor</b>             |                                |  |  |  |  |  |  |
|  | Restricted                     |  |  |  |  |  |  |
|  | Localised                      |  |  |  |  |  |  |
|  | Extensive                      |  |  |  |  |  |  |
|  | Widespread                     |  |  |  |  |  |  |
| <b>Temporal scale - Occurrence of the impact</b>               |                                |  |  |  |  |  |  |
|  | One off or rare                |  |  |  |  |  |  |
|  | Intermittent or sporadic       |  |  |  |  |  |  |
|  | Frequent                       |  |  |  |  |  |  |
|  | On-going                       |  |  |  |  |  |  |
| <b>Impact - Impact on the attributes</b>                       |                                |  |  |  |  |  |  |
|  | Insignificant                  |  |  |  |  |  |  |
|  | Minor                          |  |  |  |  |  |  |
|  | Significant                    |  |  |  |  |  |  |
|  | Major                          |  |  |  |  |  |  |
| <b>Management response - Capacity of management to respond</b> |                                |  |  |  |  |  |  |
|  | High capacity                  |  |  |  |  |  |  |
|  | Medium capacity                |  |  |  |  |  |  |
|  | Low capacity                   |  |  |  |  |  |  |
|  | No capacity and / or resources |  |  |  |  |  |  |
| <b>Trend - Development over the last 6 years</b>               |                                |  |  |  |  |  |  |
|  | Decreasing                     |  |  |  |  |  |  |
|  | Static                         |  |  |  |  |  |  |
|  | Increasing                     |  |  |  |  |  |  |

### 4.5 Biological resource use/modification





| Name   |                          | Impact |  |  | Origin |  | Trend |
|--|--------------------------|--------|--|--|--------|--|-------|
| 4.5.3 Land conversion                              |                          |        |  |  |        |  |       |
|  |                          |        |  |  |        |  |       |
| <b>Spatial scale - Area affected by the factor</b> |                          |        |  |  |        |  |       |
|  | Restricted               |        |  |  |        |  |       |
|  | Localised                |        |  |  |        |  |       |
|  | Extensive                |        |  |  |        |  |       |
|  | Widespread               |        |  |  |        |  |       |
| <b>Temporal scale - Occurrence of the impact</b>   |                          |        |  |  |        |  |       |
|  | One off or rare          |        |  |  |        |  |       |
|  | Intermittent or sporadic |        |  |  |        |  |       |
|  | Frequent                 |        |  |  |        |  |       |
|  | On-going                 |        |  |  |        |  |       |

| Impact - Impact on the attributes                       |                                |
|---|--------------------------------|
|   | Insignificant                  |
| ✕   | Minor                          |
|   | Significant                    |
|   | Major                          |
| Management response - Capacity of management to respond |                                |
|   | High capacity                  |
|   | Medium capacity                |
|   | Low capacity                   |
| ✕   | No capacity and / or resources |
| Trend - Development over the last 6 years               |                                |
|   | Decreasing                     |
| ✕   | Static                         |
|   | Increasing                     |





| Name                  | Impact |  |  | Origin |  | Trend |
|-----------------------|--------|--|--|--------|--|-------|
| 4.5.5 Crop production |        |  |  |        |  |       |
|                       |        |  |  |        |  |       |

| Spatial scale - Area affected by the factor             |                                |
|---|--------------------------------|
|   | Restricted                     |
| ✕   | Localised                      |
|   | Extensive                      |
|   | Widespread                     |
| Temporal scale - Occurrence of the impact               |                                |
|   | One off or rare                |
|   | Intermittent or sporadic       |
|   | Frequent                       |
| ✕   | On-going                       |
| Impact - Impact on the attributes                       |                                |
|   | Insignificant                  |
| ✕   | Minor                          |
|   | Significant                    |
|   | Major                          |
| Management response - Capacity of management to respond |                                |
|   | High capacity                  |
| ✕   | Medium capacity                |
|   | Low capacity                   |
|   | No capacity and / or resources |
| Trend - Development over the last 6 years               |                                |
|   | Decreasing                     |
|   | Static                         |
| ✕   | Increasing                     |







| Name                                   | Impact  | Origin  | Trend   |
|--|---|---|---|
| 4.5.6 Commercial wild plant collection |   |   |  |
|  |   |   |   |

| Spatial scale - Area affected by the factor             |                                |
|---|--------------------------------|
|   | Restricted                     |
| ✕   | Localised                      |
|   | Extensive                      |
|   | Widespread                     |
| Temporal scale - Occurrence of the impact               |                                |
|   | One off or rare                |
|   | Intermittent or sporadic       |
| ✕   | Frequent                       |
|   | On-going                       |
| Impact - Impact on the attributes                       |                                |
|   | Insignificant                  |
| ✕   | Minor                          |
|   | Significant                    |
|   | Major                          |
| Management response - Capacity of management to respond |                                |
|   | High capacity                  |
|   | Medium capacity                |
|   | Low capacity                   |
| ✕   | No capacity and / or resources |
| Trend - Development over the last 6 years               |                                |
|   | Decreasing                     |
| ✕   | Static                         |
|   | Increasing                     |

| Name                                    | Impact  | Origin  | Trend   |
|---|---|---|---|
| 4.5.7 Subsistence wild plant collection |   |   |  |
|   |   |   |   |

| Spatial scale - Area affected by the factor |                          |
|---|--------------------------|
|   | Restricted               |
| ✕   | Localised                |
|   | Extensive                |
|   | Widespread               |
| Temporal scale - Occurrence of the impact   |                          |
|   | One off or rare          |
|   | Intermittent or sporadic |
| ✕   | Frequent                 |
|   | On-going                 |

| Impact - Impact on the attributes                       |                                |
|---|--------------------------------|
|   | Insignificant                  |
| ✕   | Minor                          |
|   | Significant                    |
|   | Major                          |
| Management response - Capacity of management to respond |                                |
|   | High capacity                  |
|   | Medium capacity                |
| ✕   | Low capacity                   |
|   | No capacity and / or resources |
| Trend - Development over the last 6 years               |                                |
|   | Decreasing                     |
| ✕   | Static                         |
|   | Increasing                     |

| Name                            | Impact  |   |  | Origin  | Trend   |
|---------------------------------|---|---|--|---|---|
| 4.5.10 Forestry/Wood production |  |  |  |  |  |
|                                 |   |   |  |   |   |

| Spatial scale - Area affected by the factor             |                                |
|---|--------------------------------|
|   | Restricted                     |
| ✕   | Localised                      |
|   | Extensive                      |
|   | Widespread                     |
| Temporal scale - Occurrence of the impact               |                                |
|   | One off or rare                |
|   | Intermittent or sporadic       |
| ✕   | Frequent                       |
|   | On-going                       |
| Impact - Impact on the attributes                       |                                |
|   | Insignificant                  |
| ✕   | Minor                          |
|   | Significant                    |
|   | Major                          |
| Management response - Capacity of management to respond |                                |
|   | High capacity                  |
|   | Medium capacity                |
| ✕   | Low capacity                   |
|   | No capacity and / or resources |
| Trend - Development over the last 6 years               |                                |
|   | Decreasing                     |
| ✕   | Static                         |
|   | Increasing                     |





## 4.6 Physical resource extraction

| Name   |                                | Impact |  |  | Origin |  | Trend |
|--|--------------------------------|--------|--|--|--------|--|-------|
| 4.6.2 Quarrying  |                                |        |  |  |        |  |       |
|  |                                |        |  |  |        |  |       |
| <b>Spatial scale - Area affected by the factor</b>             |                                |        |  |  |        |  |       |
| <input checked="" type="checkbox"/>                            | Restricted                     |        |  |  |        |  |       |
|  | Localised                      |        |  |  |        |  |       |
|  | Extensive                      |        |  |  |        |  |       |
|  | Widespread                     |        |  |  |        |  |       |
| <b>Temporal scale - Occurrence of the impact</b>               |                                |        |  |  |        |  |       |
|  | One off or rare                |        |  |  |        |  |       |
| <input checked="" type="checkbox"/>                            | Intermittent or sporadic       |        |  |  |        |  |       |
|  | Frequent                       |        |  |  |        |  |       |
|  | On-going                       |        |  |  |        |  |       |
| <b>Impact - Impact on the attributes</b>                       |                                |        |  |  |        |  |       |
| <input checked="" type="checkbox"/>                            | Insignificant                  |        |  |  |        |  |       |
|  | Minor                          |        |  |  |        |  |       |
|  | Significant                    |        |  |  |        |  |       |
|  | Major                          |        |  |  |        |  |       |
| <b>Management response - Capacity of management to respond</b> |                                |        |  |  |        |  |       |
|  | High capacity                  |        |  |  |        |  |       |
|  | Medium capacity                |        |  |  |        |  |       |
|  | Low capacity                   |        |  |  |        |  |       |
| <input checked="" type="checkbox"/>                            | No capacity and / or resources |        |  |  |        |  |       |
| <b>Trend - Development over the last 6 years</b>               |                                |        |  |  |        |  |       |
| <input checked="" type="checkbox"/>                            | Decreasing                     |        |  |  |        |  |       |
|  | Static                         |        |  |  |        |  |       |
|  | Increasing                     |        |  |  |        |  |       |

## 4.7 Local conditions affecting physical fabric




| Name   |                 | Impact |  |  | Origin |  | Trend |
|--|-----------------|--------|--|--|--------|--|-------|
| 4.7.1 Wind   |                 |        |  |  |        |  |       |
|  |                 |        |  |  |        |  |       |
| <b>Spatial scale - Area affected by the factor</b> |                 |        |  |  |        |  |       |
|  | Restricted      |        |  |  |        |  |       |
| <input checked="" type="checkbox"/>                | Localised       |        |  |  |        |  |       |
|  | Extensive       |        |  |  |        |  |       |
|  | Widespread      |        |  |  |        |  |       |
| <b>Temporal scale - Occurrence of the impact</b>   |                 |        |  |  |        |  |       |
|  | One off or rare |        |  |  |        |  |       |

|   |                                |
|---|--------------------------------|
|   | Intermittent or sporadic       |
| ✕   | Frequent                       |
|   | On-going                       |
| Impact - Impact on the attributes                       |                                |
|   | Insignificant                  |
| ✕   | Minor                          |
|   | Significant                    |
|   | Major                          |
| Management response - Capacity of management to respond |                                |
|   | High capacity                  |
|   | Medium capacity                |
|   | Low capacity                   |
| ✕   | No capacity and / or resources |
| Trend - Development over the last 6 years               |                                |
|   | Decreasing                     |
| ✕   | Static                         |
|   | Increasing                     |

| Name                    | Impact  |   |  | Origin  |  | Trend   |
|-------------------------|---|---|--|---|--|---|
| 4.7.2 Relative humidity |   |   |  |   |  |   |
|                         |  |  |  |  |  |  |

|   |                                |
|---|--------------------------------|
| Spatial scale - Area affected by the factor             |                                |
|   | Restricted                     |
| ✕   | Localised                      |
|   | Extensive                      |
|   | Widespread                     |
| Temporal scale - Occurrence of the impact               |                                |
|   | One off or rare                |
| ✕   | Intermittent or sporadic       |
|   | Frequent                       |
|   | On-going                       |
| Impact - Impact on the attributes                       |                                |
|   | Insignificant                  |
| ✕   | Minor                          |
|   | Significant                    |
|   | Major                          |
| Management response - Capacity of management to respond |                                |
|   | High capacity                  |
|   | Medium capacity                |
|   | Low capacity                   |
| ✕   | No capacity and / or resources |
| Trend - Development over the last 6 years               |                                |

|   |            |
|---|------------|
|   | Decreasing |
| ✕ | Static     |
|   | Increasing |

| Name                           | Impact  | Origin | Trend   |
|--------------------------------|---|--------|---|
| 4.7.6 Water (rain/water table) |   |        |   |
|                                |   |        |   |

| Spatial scale - Area affected by the factor |            |
|---|------------|
|   | Restricted |
| ✕   | Localised  |
|   | Extensive  |
|   | Widespread |



| Temporal scale - Occurrence of the impact |                          |
|---|--------------------------|
|   | One off or rare          |
| ✕   | Intermittent or sporadic |
|   | Frequent                 |
|   | On-going                 |

| Impact - Impact on the attributes |               |
|-----------------------------------|---------------|
|                                   | Insignificant |
| ✕                                 | Minor         |
|                                   | Significant   |
|                                   | Major         |

| Management response - Capacity of management to respond |                                |
|---|--------------------------------|
|   | High capacity                  |
|   | Medium capacity                |
|   | Low capacity                   |
| ✕   | No capacity and / or resources |

| Trend - Development over the last 6 years |            |
|---|------------|
|   | Decreasing |
| ✕   | Static     |
|   | Increasing |

## 4.8 Social/Cultural uses of heritage

| Name  | Impact  | Origin  | Trend   |
|---|---|---|---|
| 4.8.1 Ritual/Spiritual/Religious and associative uses |   |  |  |
|   |   |   |   |

| Spatial scale - Area affected by the factor |            |
|---|------------|
|   | Restricted |
| ✕   | Localised  |
|   | Extensive  |
|   | Widespread |



| Temporal scale - Occurrence of the impact |  |
|---|--|
|---|--|

|   |                                |
|---|--------------------------------|
|   | One off or rare                |
|   | Intermittent or sporadic       |
|   | Frequent                       |
| ✕   | On-going                       |
| Impact - Impact on the attributes                       |                                |
|   | Insignificant                  |
|   | Minor                          |
| ✕   | Significant                    |
|   | Major                          |
| Management response - Capacity of management to respond |                                |
| ✕   | High capacity                  |
|   | Medium capacity                |
|   | Low capacity                   |
|   | No capacity and / or resources |
| Trend - Development over the last 6 years               |                                |
|   | Decreasing                     |
| ✕   | Static                         |
|   | Increasing                     |

| Name                                | Impact   | Origin  | Trend                     |
|-------------------------------------|--|---|---------------------------|
| 4.8.2 Society's valuing of heritage | <div> <div>+</div> <div>🚩</div> <div></div> </div> | <div> <div></div> <div>🔄</div> <div></div> </div> | <div> <div>↗</div> </div> |
|                                     | <div> <div></div> <div></div> <div></div> </div>   | <div> <div></div> <div></div> <div></div> </div>  | <div> <div></div> </div>  |

|   |                                |
|---|--------------------------------|
| Spatial scale - Area affected by the factor             |                                |
|   | Restricted                     |
|   | Localised                      |
| ✕   | Extensive                      |
|   | Widespread                     |
| Temporal scale - Occurrence of the impact               |                                |
|   | One off or rare                |
|   | Intermittent or sporadic       |
|   | Frequent                       |
| ✕   | On-going                       |
| Impact - Impact on the attributes                       |                                |
|   | Insignificant                  |
|   | Minor                          |
| ✕   | Significant                    |
|   | Major                          |
| Management response - Capacity of management to respond |                                |
|   | High capacity                  |
| ✕   | Medium capacity                |
|   | Low capacity                   |
|   | No capacity and / or resources |

| Trend - Development over the last 6 years |            |
|---|------------|
|   | Decreasing |
| ✕   | Static     |
|   | Increasing |

| Name   | Impact  | Origin  | Trend   |
|--|---|---|---|
| 4.8.4 Changes in traditional ways of life and knowledge system |   |   |  |
|  |   |   |   |





| Spatial scale - Area affected by the factor |            |
|---|------------|
|   | Restricted |
|   | Localised  |
| ✕   | Extensive  |
|   | Widespread |

| Temporal scale - Occurrence of the impact |                          |
|---|--------------------------|
|   | One off or rare          |
|   | Intermittent or sporadic |
|   | Frequent                 |
| ✕   | On-going                 |

| Impact - Impact on the attributes |               |
|-----------------------------------|---------------|
|                                   | Insignificant |
|                                   | Minor         |
|                                   | Significant   |
| ✕                                 | Major         |

| Management response - Capacity of management to respond |                                |
|---|--------------------------------|
| ✕   | High capacity                  |
|   | Medium capacity                |
|   | Low capacity                   |
|   | No capacity and / or resources |




| Trend - Development over the last 6 years |            |
|---|------------|
|   | Decreasing |
|   | Static     |
| ✕   | Increasing |

| Name   | Impact  | Origin  | Trend   |
|--|---|---|---|
| 4.8.5 Identity, social cohesion, changes in local population and community |   |   |  |
|  |   |   |   |

| Spatial scale - Area affected by the factor |            |
|---|------------|
|   | Restricted |
| ✕   | Localised  |
|   | Extensive  |
|   | Widespread |

| Temporal scale - Occurrence of the impact |  |
|---|--|
|---|--|

|   |                                |
|---|--------------------------------|
|   | One off or rare                |
|   | Intermittent or sporadic       |
|   | Frequent                       |
| ✕   | On-going                       |
| Impact - Impact on the attributes                       |                                |
|   | Insignificant                  |
|   | Minor                          |
| ✕   | Significant                    |
|   | Major                          |
| Management response - Capacity of management to respond |                                |
| ✕   | High capacity                  |
|   | Medium capacity                |
|   | Low capacity                   |
|   | No capacity and / or resources |
| Trend - Development over the last 6 years               |                                |
|   | Decreasing                     |
| ✕   | Static                         |
|   | Increasing                     |





| Name   | Impact  |   |  | Origin  | Trend   |
|--|---|---|--|---|---|
| 4.8.6 Impacts of tourism/Visitation/Recreation |  |  |  |  |  |
|  |   |   |  |   |   |

|   |                                |
|---|--------------------------------|
| Spatial scale - Area affected by the factor             |                                |
|   | Restricted                     |
| ✕   | Localised                      |
|   | Extensive                      |
|   | Widespread                     |
| Temporal scale - Occurrence of the impact               |                                |
|   | One off or rare                |
|   | Intermittent or sporadic       |
|   | Frequent                       |
| ✕   | On-going                       |
| Impact - Impact on the attributes                       |                                |
|   | Insignificant                  |
|   | Minor                          |
|   | Significant                    |
| ✕   | Major                          |
| Management response - Capacity of management to respond |                                |
| ✕   | High capacity                  |
|   | Medium capacity                |
|   | Low capacity                   |
|   | No capacity and / or resources |







| Trend - Development over the last 6 years |            |
|---|------------|
|   | Decreasing |
|   | Static     |
| ✕   | Increasing |

#### 4.10 Climate change and severe weather events

| Name          | Impact  |  |   | Origin |   | Trend   |
|---------------|---|--|---|--------|---|---|
| 4.10.1 Storms |   |  |   |        |   |   |
|               |  |  |  |        |  |  |




| Spatial scale - Area affected by the factor             |                                |
|---|--------------------------------|
| ✕   | Restricted                     |
|   | Localised                      |
|   | Extensive                      |
|   | Widespread                     |
| Temporal scale - Occurence of the impact                |                                |
|   | One off or rare                |
| ✕   | Intermittent or sporadic       |
|   | Frequent                       |
|   | On-going                       |
| Impact - Impact on the attributes                       |                                |
|   | Insignificant                  |
| ✕   | Minor                          |
|   | Significant                    |
|   | Major                          |
| Management response - Capacity of management to respond |                                |
|   | High capacity                  |
|   | Medium capacity                |
|   | Low capacity                   |
| ✕   | No capacity and / or resources |
| Trend - Development over the last 6 years               |                                |
|   | Decreasing                     |
| ✕   | Static                         |
|   | Increasing                     |

| Name           | Impact  |   |  | Origin |   | Trend   |
|----------------|---|---|--|--------|---|---|
| 4.10.3 Drought |   |   |  |        |   |   |
|                |  |  |  |        |  |  |

| Spatial scale - Area affected by the factor |            |
|---|------------|
|   | Restricted |
|   | Localised  |
| ✕   | Extensive  |
|   | Widespread |

| Temporal scale - Occurrence of the impact               |                                |
|---|--------------------------------|
|   | One off or rare                |
|   | Intermittent or sporadic       |
|   | Frequent                       |
| X   | On-going                       |
| Impact - Impact on the attributes                       |                                |
|   | Insignificant                  |
| X   | Minor                          |
|   | Significant                    |
|   | Major                          |
| Management response - Capacity of management to respond |                                |
|   | High capacity                  |
|   | Medium capacity                |
|   | Low capacity                   |
| X   | No capacity and / or resources |
| Trend - Development over the last 6 years               |                                |
|   | Decreasing                     |
|   | Static                         |
| X   | Increasing                     |

#### 4.11 Sudden ecological or geological events

| Name              | Impact  | Origin  | Trend   |
|-------------------|---|---|---|
| 4.11.2 Earthquake |   |   |   |
|                   |  |  |  |

| Spatial scale - Area affected by the factor             |                          |
|---|--------------------------|
|   | Restricted               |
| X   | Localised                |
|   | Extensive                |
|   | Widespread               |
| Temporal scale - Occurrence of the impact               |                          |
| X   | One off or rare          |
|   | Intermittent or sporadic |
|   | Frequent                 |
|   | On-going                 |
| Impact - Impact on the attributes                       |                          |
|   | Insignificant            |
|   | Minor                    |
| X   | Significant              |
|   | Major                    |
| Management response - Capacity of management to respond |                          |
|   | High capacity            |
|   | Medium capacity          |

|  |                                |
|--|--------------------------------|
|  | Low capacity                   |
| ✕  | No capacity and / or resources |
| <b>Trend - Development over the last 6 years</b> |                                |
|  | Decreasing                     |
| ✕  | Static                         |
|  | Increasing                     |

| Name                                    | Impact   | Origin   | Trend  |
|---|--|--|--|
| 4.11.5 Erosion and siltation/Deposition |  |  |  |
|   | <div> <div></div> <div></div> <div></div> </div> | <div> <div></div> <div></div> <div></div> </div> | <div> <div></div> <div></div> <div></div> </div> |
|   | <div> <div></div> <div></div> <div></div> </div> | <div> <div></div> <div></div> <div></div> </div> | <div> <div></div> <div></div> <div></div> </div> |

|  |            |
|--|------------|
| <b>Spatial scale - Area affected by the factor</b> |            |
| ✕  | Restricted |
|  | Localised  |
|  | Extensive  |
|  | Widespread |

|  |                          |
|--|--------------------------|
| <b>Temporal scale - Occurrence of the impact</b> |                          |
|  | One off or rare          |
|  | Intermittent or sporadic |
|  | Frequent                 |
| ✕  | On-going                 |

|  |               |
|--|---------------|
| <b>Impact - Impact on the attributes</b> |               |
|  | Insignificant |
| ✕  | Minor         |
|  | Significant   |
|  | Major         |

|  |                                |
|--|--------------------------------|
| <b>Management response - Capacity of management to respond</b> |                                |
|  | High capacity                  |
|  | Medium capacity                |
|  | Low capacity                   |
| ✕  | No capacity and / or resources |





|  |            |
|--|------------|
| <b>Trend - Development over the last 6 years</b> |            |
|  | Decreasing |
| ✕  | Static     |
|  | Increasing |

| Name                   | Impact   | Origin   | Trend  |
|------------------------|--|--|--|
| 4.11.6 Fire (wildfire) |  |  |  |
|                        | <div> <div></div> <div></div> <div></div> </div> | <div> <div></div> <div></div> <div></div> </div> | <div> <div></div> <div></div> <div></div> </div> |
|                        | <div> <div></div> <div></div> <div></div> </div> | <div> <div></div> <div></div> <div></div> </div> | <div> <div></div> <div></div> <div></div> </div> |

|  |            |
|--|------------|
| <b>Spatial scale - Area affected by the factor</b> |            |
|  | Restricted |
| ✕  | Localised  |
|  | Extensive  |





|  |                                |
|--|--------------------------------|
|  | Widespread                     |
| <b>Temporal scale - Occurrence of the impact</b>               |                                |
| ✕  | One off or rare                |
|  | Intermittent or sporadic       |
|  | Frequent                       |
|  | On-going                       |
| <b>Impact - Impact on the attributes</b>                       |                                |
|  | Insignificant                  |
|  | Minor                          |
| ✕  | Significant                    |
|  | Major                          |
| <b>Management response - Capacity of management to respond</b> |                                |
|  | High capacity                  |
|  | Medium capacity                |
| ✕  | Low capacity                   |
|  | No capacity and / or resources |
| <b>Trend - Development over the last 6 years</b>               |                                |
|  | Decreasing                     |
| ✕  | Static                         |
|  | Increasing                     |

#### 4.13 Management and institutional factors

| Name                                     | Impact  |   |  | Origin  |  | Trend   |
|--|---|---|--|---|--|---|
| 4.13.1 Management system/Management plan |  |  |  |  |  |  |
|  |   |   |  |   |  |   |

|  |                          |
|--|--------------------------|
| <b>Spatial scale - Area affected by the factor</b>             |                          |
|  | Restricted               |
| ✕  | Localised                |
|  | Extensive                |
|  | Widespread               |
| <b>Temporal scale - Occurrence of the impact</b>               |                          |
|  | One off or rare          |
|  | Intermittent or sporadic |
|  | Frequent                 |
| ✕  | On-going                 |
| <b>Impact - Impact on the attributes</b>                       |                          |
|  | Insignificant            |
|  | Minor                    |
| ✕  | Significant              |
|  | Major                    |
| <b>Management response - Capacity of management to respond</b> |                          |
| ✕  | High capacity            |

|  |                                |
|--|--------------------------------|
|  | Medium capacity                |
|  | Low capacity                   |
|  | No capacity and / or resources |
| <b>Trend - Development over the last 6 years</b> |                                |
|  | Decreasing                     |
|  | Static                         |
| ✕  | Increasing                     |

| Name                   | Impact  | Origin  | Trend   |
|------------------------|---|---|---|
| 4.13.2 Legal framework |   |  |  |
|                        |   |   |   |





|  |            |
|--|------------|
| <b>Spatial scale - Area affected by the factor</b> |            |
|  | Restricted |
| ✕  | Localised  |
|  | Extensive  |
|  | Widespread |

|  |                          |
|--|--------------------------|
| <b>Temporal scale - Occurrence of the impact</b> |                          |
|  | One off or rare          |
|  | Intermittent or sporadic |
|  | Frequent                 |
| ✕  | On-going                 |

|  |               |
|--|---------------|
| <b>Impact - Impact on the attributes</b> |               |
|  | Insignificant |
|  | Minor         |
| ✕  | Significant   |
|  | Major         |





|  |                                |
|--|--------------------------------|
| <b>Management response - Capacity of management to respond</b> |                                |
|  | High capacity                  |
| ✕  | Medium capacity                |
|  | Low capacity                   |
|  | No capacity and / or resources |

|  |            |
|--|------------|
| <b>Trend - Development over the last 6 years</b> |            |
|  | Decreasing |
|  | Static     |
| ✕  | Increasing |

| Name              | Impact  | Origin  | Trend   |
|-------------------|---|---|---|
| 4.13.3 Governance |   |   |  |
|                   |   |   |   |






|  |            |
|--|------------|
| <b>Spatial scale - Area affected by the factor</b> |            |
|  | Restricted |
| ✕  | Localised  |

|  |                                |
|--|--------------------------------|
|  | Extensive                      |
|  | Widespread                     |
| <b>Temporal scale - Occurrence of the impact</b>               |                                |
|  | One off or rare                |
|  | Intermittent or sporadic       |
|  | Frequent                       |
| ✕  | On-going                       |
| <b>Impact - Impact on the attributes</b>                       |                                |
|  | Insignificant                  |
|  | Minor                          |
| ✕  | Significant                    |
|  | Major                          |
| <b>Management response - Capacity of management to respond</b> |                                |
| ✕  | High capacity                  |
|  | Medium capacity                |
|  | Low capacity                   |
|  | No capacity and / or resources |
| <b>Trend - Development over the last 6 years</b>               |                                |
|  | Decreasing                     |
|  | Static                         |
| ✕  | Increasing                     |

| Name                         | Impact  |   |  | Origin  |   | Trend   |
|------------------------------|---|---|--|---|---|---|
| 4.13.4 Management activities |  |  |  |  |  |  |
|                              |   |   |  |   |   |   |

|  |                          |
|--|--------------------------|
| <b>Spatial scale - Area affected by the factor</b>             |                          |
|  | Restricted               |
| ✕  | Localised                |
|  | Extensive                |
|  | Widespread               |
| <b>Temporal scale - Occurrence of the impact</b>               |                          |
|  | One off or rare          |
|  | Intermittent or sporadic |
|  | Frequent                 |
| ✕  | On-going                 |
| <b>Impact - Impact on the attributes</b>                       |                          |
|  | Insignificant            |
|  | Minor                    |
|  | Significant              |
| ✕  | Major                    |
| <b>Management response - Capacity of management to respond</b> |                          |
| ✕  | High capacity            |

|  |                                |
|--|--------------------------------|
|  | Medium capacity                |
|  | Low capacity                   |
|  | No capacity and / or resources |
| <b>Trend - Development over the last 6 years</b> |                                |
|  | Decreasing                     |
| ✕  | Static                         |
|  | Increasing                     |

| Name                       | Impact  | Origin  | Trend   |
|----------------------------|---|---|---|
| 4.13.5 Financial resources |   |   |  |
|                            |   |   |   |






|  |            |
|--|------------|
| <b>Spatial scale - Area affected by the factor</b> |            |
|  | Restricted |
| ✕  | Localised  |
|  | Extensive  |
|  | Widespread |

|   |                          |
|---|--------------------------|
| <b>Temporal scale - Occurence of the impact</b> |                          |
|   | One off or rare          |
|   | Intermittent or sporadic |
|   | Frequent                 |
| ✕   | On-going                 |

|  |               |
|--|---------------|
| <b>Impact - Impact on the attributes</b> |               |
|  | Insignificant |
|  | Minor         |
|  | Significant   |
| ✕  | Major         |





|  |                                |
|--|--------------------------------|
| <b>Management response - Capacity of management to respond</b> |                                |
|  | High capacity                  |
| ✕  | Medium capacity                |
|  | Low capacity                   |
|  | No capacity and / or resources |

|  |            |
|--|------------|
| <b>Trend - Development over the last 6 years</b> |            |
|  | Decreasing |
|  | Static     |
| ✕  | Increasing |

| Name                   | Impact  | Origin  | Trend   |
|------------------------|---|---|---|
| 4.13.6 Human resources |   |   |  |
|                        |   |   |   |

|  |            |
|--|------------|
| <b>Spatial scale - Area affected by the factor</b> |            |
|  | Restricted |
| ✕  | Localised  |

|  |                                |
|--|--------------------------------|
|  | Extensive                      |
|  | Widespread                     |
| <b>Temporal scale - Occurrence of the impact</b>               |                                |
|  | One off or rare                |
|  | Intermittent or sporadic       |
|  | Frequent                       |
| ✕  | On-going                       |
| <b>Impact - Impact on the attributes</b>                       |                                |
|  | Insignificant                  |
|  | Minor                          |
| ✕  | Significant                    |
|  | Major                          |
| <b>Management response - Capacity of management to respond</b> |                                |
| ✕  | High capacity                  |
|  | Medium capacity                |
|  | Low capacity                   |
|  | No capacity and / or resources |
| <b>Trend - Development over the last 6 years</b>               |                                |
| ✕  | Decreasing                     |
|  | Static                         |
|  | Increasing                     |

| Name   | Impact  |   |  | Origin  |   | Trend   |
|--|---|---|--|---|---|---|
| 4.13.7 Low impact research/monitoring activities |  |  |  |  |  |  |
|  |   |   |  |   |   |   |

|  |                          |
|--|--------------------------|
| <b>Spatial scale - Area affected by the factor</b>             |                          |
|  | Restricted               |
|  | Localised                |
| ✕  | Extensive                |
|  | Widespread               |
| <b>Temporal scale - Occurrence of the impact</b>               |                          |
|  | One off or rare          |
|  | Intermittent or sporadic |
|  | Frequent                 |
| ✕  | On-going                 |
| <b>Impact - Impact on the attributes</b>                       |                          |
|  | Insignificant            |
|  | Minor                    |
| ✕  | Significant              |
|  | Major                    |
| <b>Management response - Capacity of management to respond</b> |                          |
| ✕  | High capacity            |



|  |                                |
|--|--------------------------------|
|  | Medium capacity                |
|  | Low capacity                   |
|  | No capacity and / or resources |
| <b>Trend - Development over the last 6 years</b> |                                |
|  | Decreasing                     |
| ✕  | Static                         |
|  | Increasing                     |

#### 4.17. Serial inscriptions (national or transnational)

**4.17.1 - If your property is a serial inscription (national or transnational) please identify which components of the property are impacted by each factor**

#### 4.18. Prediction of the state of conservation at next cycle of Periodic Reporting.

**4.18.1 - Please predict what the state of conservation of each attribute will be approximately 6 years from now (at the time of the next cycle of Periodic Reporting)**

|          | Attribute   | Preserved | Compromised | Seriously compromised | Lost |
|----------|---|-----------|-------------|-----------------------|------|
| 4.18.1.1 | The largest inhabited medieval complex in Europe.   | ✕         |             |                       |      |
| 4.18.1.2 | The Monastery is a unique artistic achievement and one of the most perfect expressions of Cistercian style in the 12th, 13th and 14th centuries.    | ✕         |             |                       |      |
| 4.18.1.3 | Santa María of Poblet presents a unique blend of architectural forms generally reserved for distinct applications, and a well integrated landscape. | ✕         |             |                       |      |
| 4.18.1.4 | This Cistercian abbey has served as a massive military complex, and as a royal palace, residence and pantheon.                                      | ✕         |             |                       |      |
| 4.18.1.5 | The abbey contains masterpieces from every period.  | ✕         |             |                       |      |

### 5. Protection and Management of the Property

#### 5.1. Boundaries and Buffer Zones

**5.1.1 - Are the boundaries of the World Heritage property adequate to maintain the property's Outstanding Universal Value?**

The boundaries are **adequate to maintain** the property's Outstanding Universal Value

**5.1.2 - Are the boundaries of the World Heritage property known and recognised?**

The boundaries **are known by both** the management authority and local communities/landowners

**5.1.3 - Are the buffer zone(s) of the World Heritage property adequate to maintain the property's Outstanding Universal Value?**

The buffer zones are **adequate** to maintain the property's Outstanding Universal Value

**5.1.4 - Are the boundaries of the buffer zones known and recognised?**

The buffer zones of the World Heritage property **are known and recognised by both** the management authority and local communities/landowners

**5.1.5 - Comments, conclusions and/or recommendations related to boundaries and buffer zones of the World Heritage property**

#### 5.2. Protective Measures

**5.2.1 - Protective designation (legal, regulatory, contractual, planning, institutional and/or traditional).**

The laws on cultural heritage applied by the various public authorities in managing their sites and monuments make up a complex body of legislation on five different levels (international, supranational, national, autonomous community and municipal).

The international and supranational legislation, that is the UNESCO Convention Concerning the Protection of World Cultural and Natural Heritage and the Council of Europe Convention for the Protection of the Architectural Heritage of Europe, is already well known. It only remains to say that Spain signed these treaties in 1982 and 1985 respectively and that their stipulations are incorporated in state and autonomous community legislation.

The legislation applicable in Spain is briefly described below, firstly at a state level and then at the level of the autonomous community.

This section includes not only specific legislation on cultural heritage but also tourism-related legislation, which, because of its purpose, is regarded as an extremely valuable tool in conserving and raising awareness of our heritage.

##### State legislation

Law 16/85 of 24 June 1985 on Spanish Historic Heritage states that Spanish Historic Heritage is made up of buildings and objects of artistic, historical, palaeontological, archaeological, ethnographic, scientific or technical interest. Documentary and bibliographical heritage and archaeological sites and zones are also

part of this heritage, as are natural sites, parks and gardens of artistic or anthropological value.

Without prejudice to the powers of the public authorities, the central government of Spain is duty-bound and has the essential authority, as established in articles 46 and 44, 149.1.1 and 149.2 of the Spanish Constitution, to ensure the conservation of Spanish Historic Heritage and to promote its enrichment and to foster and encourage access for citizens to the assets that make up this heritage.

In addition, the administrative division of Spain into autonomous communities means the governments of these communities are granted powers related to culture and, without prejudice to the duties and authority described in the paragraph above, historical, artistic, monumental, architectural, archaeological and scientific heritage.

As a result, both central government and the autonomous communities are responsible for the preservation and conservation of heritage.

All the autonomous communities have used their powers to draw up a body of legislation regulating archaeological interventions and museums, while others, including Catalonia, have fully embraced their powers and have drawn up laws on heritage.

#### Autonomous community legislation

Law 9/1993 of 30 September 1993 on Catalan Cultural Heritage, enacted by the Parliament of Catalonia

This Law, the precedent for which was the Law of 3 July 1934 on the conservation of the historical, artistic and scientific heritage of Catalonia, must be regarded as the framework surrounding the various laws for each specific sector of heritage.

The Law is founded on a broad concept of the cultural heritage of Catalonia that encompasses movable, immovable and intangible heritage, be it publicly or privately owned, and expressions of traditional and popular culture.

Three categories of protection have been established and apply equally to movable assets, immovable assets and intangible heritage: cultural assets of national interest, listed assets and other assets that fall within the broad concept of cultural heritage defined by article 1 of the Law.

In accordance with the power recognised by the Constitutional Court in its Decision 17/1991, the Government of Catalonia is empowered to declare cultural assets of national interest, the highest category of protection, which corresponds to that of the assets of cultural interest defined by the aforementioned Law on Spanish Historic Heritage.

The Law establishes a second sphere of protection for cultural heritage assets of lesser importance, listed assets, which are protected and monitored by means of instruments implemented in the main by municipalities.

Heritage included in this sphere of protection is termed a cultural asset of local interest. With regard to immovable assets of national interest, the Law establishes various forms of protection depending on the nature of the asset. Immovable assets of local interest can be listed within the framework of this Law. In addition, the mechanisms for their protection under urban legislation are also cited.

Noteworthy among the measures to promote and raise awareness of this heritage is the establishment by the Government of Catalonia of the 'cultural one per cent', the creation of the Inventory of Catalan Cultural Heritage and the precepts on managing monuments in such a way as to enable the public to visit them. The Law does not dwell on the goals of protecting and conserving cultural heritage but instead aims to encourage awareness of this heritage as a logical consequence of gradually achieving these aims. Article 8.2 of the Statute of Autonomy, whereby the Government of Catalonia is duty-bound to promote citizens' participation in culture, is thus complied with.

The Law also establishes the requirement for professional skills and qualifications for certain types of action and intervention in order to raise the level of protection for heritage assets.

The Law also lays down the system of sanctions, classifying infractions and their corresponding penalties, and determines the bodies empowered to impose these sanctions. In addition, the Law establishes preventive and additional measures.

Lastly, the Cultural Heritage Advisory Council is set up as a consultative body of the public authorities on matters relating to heritage in order to ensure that the objectives laid down by the Law are achieved.

#### Other related legislation

Law 13/2002 of 21 June 2002 on tourism in Catalonia

The Law on Tourism in Catalonia was introduced in response to the new values that prompted the promotion and management of tourism, all of which were discussed at the Catalan Tourism Congress held in Tarragona in February 2001. This Law includes the international and Community guidelines and directives on the subject. The Law also takes into account the economic opportunities and impact of an economic activity of this nature on the progress and social advancement of the country. However, in accordance with the principle of sustainable development, it does not disregard the duty to safeguard the natural, historical, cultural and environmental importance of the resources that make this activity possible.

Source: Periodic Reporting Cycle 1 (2001-2006) Section 2

### **5.2.2 - Please list any legislation and other measures (regulatory -including spatial planning- contractual, institutional or traditional) not included in 5.2.1 and indicate the category**

#### **5.2.3 - Is the legal framework (i.e. legislation and/or regulation including spatial planning) adequate for maintaining the Outstanding Universal Value including conditions of Integrity and/or Authenticity of the property?**

The legal framework for maintaining of the Outstanding Universal Value including conditions of Authenticity and/or Integrity of the World Heritage property provides an adequate basis for effective management and protection

#### **5.2.4 - Is the legal framework (i.e. legislation and/or regulation) adequate in the buffer zone for maintaining the Outstanding Universal Value including conditions of Integrity and/or Authenticity of the property?**

The **legal framework** in the buffer zone for the maintenance of the Outstanding Universal Value including conditions of Authenticity and/or Integrity of the World Heritage property provides an **adequate basis for effective management and protection**

**5.2.5 - Is the legal framework (i.e. legislation and/or regulation) in the broader setting of the World Heritage property adequate for maintaining the Outstanding Universal Value including conditions of Integrity and/or Authenticity of the property?**

The **legal framework** for the broader setting of the World Heritage property provides an **adequate basis for** effective management and protection of the property, contributing to the maintenance of its Outstanding Universal Value including conditions of Authenticity and/or Integrity

**5.2.6 - Can the legal framework (i.e. legislation and/or regulation) be enforced?**

There is **adequate capacity/resources** to enforce legislation and/or regulation in the World Heritage property

**5.2.7 - Please provide a short summary of how the legislation, including spatial planning and other regulation, works in practice**

**5.2.8 - Comments, conclusions and/or recommendations about the information related to the measures taken to protect the World Heritage property**

**5.3. Management System/Management Plan**

**5.3.1 - Please check the box which most closely match the character of the governance and management system of the property**

Private ownership/management

If 'Other', please specify

**5.3.2 - Management System: Please indicate which of the various management tools listed below are used to help protect the property.**

A management plan

**5.3.3 - Please give a brief description of the management system currently in place at your property**

A Management Master Plan that includes future interventions in the entire monastery, historical, archaeological, architectural, material studies, along with studies of the uses of all areas, renewable energy and ecological management incorporation, a new policy of functions and uses of several buildings, and a new plan of tourism and visitors management, is in use.

**5.3.4 - Management Documents**

**5.3.5 - Has any use been made of the 2011 Recommendation on the Historic Urban Landscape in developing policies and best practices for the protection of this property?**

The 2011 Recommendation on the Historic Urban Landscape is **not relevant** to this property

**5.3.6 - If the Historic Urban Landscape Recommendation has been used at this property, please describe briefly what has been done.**

**5.3.7 - Has any use been made of the Policy Document on the Impacts of Climate Change on World Heritage Properties at the property?**

**Some use** has been made of the World Heritage Policy for Climate Change

**5.3.8 - If the Climate Change policy has been used, please briefly describe what has been done along with any research on the impacts of Climate Change on the property:**

**5.3.9 - Has any use been made of the Strategy for Reducing Risks from Disasters at World Heritage Properties at the property ?**

**No use** has been made of the Strategy for Reducing Risks from Disasters at World Heritage Properties

**5.3.10 - If the Strategy for Reducing Risks from Disasters at World Heritage Properties has been used, please briefly describe what has been done**

**5.3.11 - Rate the coordination between the various levels of administration (i.e. national/federal; regional/provincial/state; local/municipal etc.) involved in the management of the World Heritage property**

There is **adequate coordination** between all bodies/levels involved in the management of the property

**5.3.12 - Is the management system/plan adequate to maintain the property's Outstanding Universal Value?**

The management system/plan is **fully adequate** to maintain the property's Outstanding Universal Value

**5.3.13 - Is the management system being implemented?**

The management system is being **fully implemented and monitored**

**5.3.14 - Is there an annual work/action plan and is it being implemented?**

An annual work/action plan **exists and many of its activities are being implemented**

**5.3.15 - Does the management system include formal mechanisms and procedures that ensure participation and contribution of the following groups, living within or near the World Heritage property and/or buffer zone in management decisions that maintain the Outstanding Universal Value of the property?**

|          |                   | Not applicable | No mechanisms for participation | Some participation | Direct participation | Transformative participation in all relevant decision processes |
|----------|-------------------|----------------|---------------------------------|--------------------|----------------------|---|
| 5.3.15.1 | Local communities | ✗              |                                 |                    |                      |   |

|          |   |   |  |  |  |  |
|----------|---|---|--|--|--|--|
| 5.3.15.2 | Local authorities                                       | ✕ |  |  |  |  |
| 5.3.15.3 | Landowners in the property and the buffer zone          | ✕ |  |  |  |  |
| 5.3.15.4 | Indigenous peoples                                      | ✕ |  |  |  |  |
| 5.3.15.5 | Women   | ✕ |  |  |  |  |
| 5.3.15.6 | Other specific groups                                   | ✕ |  |  |  |  |
|          | If you selected, 'Other specific groups' please specify |   |  |  |  |  |

**5.3.16 - Please rate the cooperation/relationship between the World Heritage property managers/coordinators/staff and the following groups**

|           |   | Not applicable | Non-existent | Poor | Fair | Good |
|-----------|---|----------------|--------------|------|------|------|
| 5.3.16.1  | Local communities                                       |                |              |      |      | ✕    |
| 5.3.16.2  | Local/Municipal authorities                             |                |              |      |      | ✕    |
| 5.3.16.3  | Indigenous peoples                                      | ✕              |              |      |      |      |
| 5.3.16.4  | Landowners  | ✕              |              |      |      |      |
| 5.3.16.5  | Women   | ✕              |              |      |      |      |
| 5.3.16.6  | Youth/Children  |                |              |      |      | ✕    |
| 5.3.16.7  | Researchers   |                |              |      |      | ✕    |
| 5.3.16.8  | Local Visitors/Tourists                                 |                |              |      |      | ✕    |
| 5.3.16.9  | National/International tourists                         |                |              |      |      | ✕    |
| 5.3.16.10 | Tourism Industry  |                |              |      |      | ✕    |
| 5.3.16.11 | Local businesses and industries                         |                |              |      |      | ✕    |
| 5.3.16.12 | NGOs  | ✕              |              |      |      |      |
| 5.3.16.13 | Other specific groups                                   | ✕              |              |      |      |      |
|           | If you selected 'Other specific groups', please specify |                |              |      |      |      |

**5.3.17 - Please rate the extent to which the management system of your property contributes towards achieving the objectives of the World Heritage Committee's Policy for the Integration of a Sustainable Development Perspective into the Processes of the *World Heritage Convention***

|          |  | Not applicable | No contribution | Limited | Significant | Full achievement |
|----------|--|----------------|-----------------|---------|-------------|------------------|
| 5.3.17.1 | The management system of the property contributes to gender equality   | ✕              |                 |         |             |                  |
| 5.3.17.2 | The management system of the property provides ecosystem services/benefits to the local community (e.g. fresh air, water, food, medicinal plants)  |                |                 |         | ✕           |                  |
| 5.3.17.3 | The management system of the property contributes to social inclusion and equity, improving opportunities for all, irrespective of age, sex, disability, ethnicity, origin, religion or economic or other status | ✕              |                 |         |             |                  |
| 5.3.17.4 | The management system of the property integrates a human rights-based approach   |                |                 |         | ✕           |                  |
| 5.3.17.5 | The management system of the property contributes to fostering inclusive local economic development, and to enhancing livelihood   |                |                 |         | ✕           |                  |
| 5.3.17.6 | The management system of the property contributes to conflict prevention, including respect for cultural diversity within and around the World Heritage property   |                |                 |         | ✕           |                  |

**5.3.18 - Please provide further details on the ratings of the management system given in the table above**

**5.3.19 - Comments, conclusions and/or recommendations related to the management system/plan**

**6. Financial and Human Resources**

**6.1. Funding**

**6.1.1 - If your funding sources do not exactly fit those shown, put the relevant amounts against the funding type that most closely represents your situation, and use the comment box below to provide more details.**

|          |  | Project costs | Running costs |
|----------|--|---------------|---------------|
| 6.1.1.1  | Multilateral funding (GEF, World Bank, etc.)   | 0 %           | 0 %           |
| 6.1.1.2  | Bilateral international funding  | 0 %           | 0 %           |
| 6.1.1.3  | World Heritage Fund (International Assistance)   | 0 %           | 0 %           |
| 6.1.1.4  | Contribution from other conventions and programmes   | 0 %           | 0 %           |
| 6.1.1.5  | International donations (NGOs, foundations, etc.)  | 0 %           | 0 %           |
| 6.1.1.6  | Governmental (national/federal)  | 20 %          | 20 %          |
| 6.1.1.7  | Governmental (regional/provincial/state)   | 12 %          | 12 %          |
| 6.1.1.8  | Governmental (local/municipal)   | 10 %          | 10 %          |
| 6.1.1.9  | In-country donations (NGOs, foundations, etc.)   | 15 %          | 15 %          |
| 6.1.1.10 | Individual visitor charges (e.g. entry, toilets, parking, camping fees, etc.)              | 40 %          | 40 %          |
| 6.1.1.11 | Commercial activities (e.g. merchandising and catering, filming permit, concessions, etc.) | 0 %           | 0 %           |
| 6.1.1.12 | Other  | 3 %           | 3 %           |
|          |  | Total 100 %   | Total 100 %   |

**6.1.2 - Please comment here on any other aspects of funding sources not covered in the table above**

**6.1.3 - Is the current budget sufficient to manage the World Heritage property effectively?**

The available **budget is acceptable** but **could be further improved** to fully meet the management needs

**6.1.4 - Are the existing sources of funding secure and likely to remain so?**

The existing sources of funding are **secure over both the medium- and long-term**

**6.1.5 - Comments, conclusion, and/or recommendations related to finance and infrastructure**

**6.1.6 - Estimate the distribution of men and women involved in the management, conservation, interpretation of the World Heritage properties and the extent to which they are drawn from local communities.**

|         |       | From local communities % | From elsewhere % |
|---------|-------|--------------------------|------------------|
| 6.1.6.1 | Men   | 50 %                     | %                |
| 6.1.6.2 | Women | 50 %                     | %                |
|         |       | Total 100 %              | Total 0 %        |

**6.1.7 - Are available human resources adequate to manage the World Heritage property?**

Human resources are **adequate** for management needs

**6.1.8 - Considering the management needs of the World Heritage property, please rate the availability of professionals in the following disciplines**

|  |                |
|--|----------------|
| Conservation   | Good           |
| Environmental sustainability                           | Good           |
| Community participation and inclusion                  | Not applicable |
| Risk preparedness                                      | Fair           |
| Capacity development and education                     | Fair           |
| Administration   | Good           |
| Research and monitoring                                | Good           |
| Awareness raising and public information/communication | Good           |
| Marketing and promotion                                | Fair           |
| Interpretation   | Good           |
| Visitor management/tourism                             | Good           |
| Enforcement (custodians, police)                       | Not applicable |

**6.1.9 - Please rate the availability of training opportunities for the management of the World Heritage property in the following disciplines**

|                              |      |
|------------------------------|------|
| Conservation                 | Good |
| Environmental sustainability | Good |

|  |                |
|--|----------------|
| Community participation and inclusion                  | Not applicable |
| Risk preparedness                                      | Not applicable |
| Capacity development and education                     | Fair           |
| Administration   | Fair           |
| Research and monitoring                                | Fair           |
| Awareness raising and public information/communication | Fair           |
| Marketing and promotion                                | Fair           |
| Interpretation   | Fair           |
| Visitor management/tourism                             | Fair           |
| Enforcement (custodians, police)                       | Not applicable |

**6.1.10 - Has any use been made of the World Heritage Strategy for Capacity Building at the property?**

No use has been made of the World Heritage Strategy for Capacity Building

**6.1.11 - If the World Heritage Strategy for Capacity Building has been used, please briefly describe what has been done.**

**6.1.12 - Are there site-specific capacity building plans or programmes that develop local expertise and that contribute to the transfer of skills for the conservation and management of the World Heritage property?**

A site-based capacity building plan or programme is in place and fully implemented; all technical skills are being transferred to those managing the property locally

**6.1.13 - Comments, conclusions and/or recommendations related to human resources, expertise and training**

**7. Scientific Studies and Research Projects**

**7.1 - Is there adequate knowledge (scientific or traditional) about the values and attributes of the World Heritage property to support planning, management and decision-making to ensure that Outstanding Universal Value is maintained?**

Knowledge about the values and attributes of the World Heritage property is adequate

**7.2 - Is there a planned programme of research at the property which is directed towards management needs and/or improving understanding of Outstanding Universal Value?**

There is a comprehensive, integrated programme of research, which is relevant to management needs and/or improving understanding of Outstanding Universal Value

**7.3 - Are results from research programmes publicly available and disseminated?**

Research results are shared widely with active outreach to local communities and national and international audiences

**7.4 - Comments, conclusions and/or recommendations related to scientific studies and research projects**

**8. Education, Information and Awareness Building**

**8.1 - Please rate the awareness and understanding of the existence and justification for inscription of the World Heritage property amongst the following groups**

|                                 |                |
|---------------------------------|----------------|
| Local communities               | Fair           |
| Local/municipal authorities     | Fair           |
| Indigenous peoples              | Not applicable |
| Landowners                      | Not applicable |
| Women                           | Not applicable |
| Youth/children                  | Fair           |
| Researchers                     | Fair           |
| Local visitors                  | Fair           |
| National/international tourists | Fair           |
| Tourism industry                | Fair           |
| Local businesses and industries | Fair           |
| NGOs                            | Not applicable |
| Other specific groups           | Not applicable |

If you selected 'Other specific groups', please describe

**8.2 - Does the property have a heritage education programme(s) for children and/or youth, that can contribute to a better understanding of heritage, promote diversity and foster intercultural dialogue?**

There is a **planned and effective education and awareness programme** for children and youth that contributes to the protection of the World Heritage property

**8.3 - Who are the target audiences for education and awareness programmes at your property?**

Local communities

Local/municipal authorities

Youth/children

Researchers

Local Visitors

National/international tourists

Tourism industry

Local businesses and industries

**8.4 - Please rate the adequacy of the following visitor facilities and services at the World Heritage property for education, information, interpretation and awareness building**

Visitor centre

Good

Site museum

Fair

Information booths

Good

Guided tours

Good

Trails/routes

Fair

Printed information materials

Good

Online (website, social media, etc.)

Good

Transportation facilities

Fair

Other

Not needed

If 'Other' is selected, please specify

**8.5 - Comments, conclusions and/or recommendations related to education, information and awareness building**

**9. Visitor Management**

**9.1 - Please provide estimated annual visitor numbers (including national and international visitors) since the last Periodic Report**

73322 / 42874 / 24725 / 87340 / 92359 /

**9.2 - What information sources are used to collect visitor statistics?**

Entry tickets and registries

Accommodation establishments

**9.3 - What is the average length stay of a visitor to the World Heritage property?**

One day (no overnight stay)

**9.4 - Please provide the source of information**

**9.5 - What is the approximate average daily visitor expenditure? (Please provide an estimated monetary figure in USD)**

0 / 0 / 0 / 8,45€ / 0 / 1,08€ /

**9.6 - Please provide the source of information**

**9.7 - Does the management system/plan for the World Heritage property include a strategy with an action plan to manage visitors, tourism activity and its derived economic, socio-cultural and environmental impacts?**

There is a **strategy** to manage visitors, tourism activity and its derived impacts on the World Heritage property but there are **some deficiencies in implementation**

**9.8 - Please provide any comments relating to the answer provided above in question 9.7**

**9.9 - Is visitor use effectively managed to maintain the Outstanding Universal Value of the property?**

Visitor use of the World Heritage property is **effectively managed** and does not impact its Outstanding Universal Value

**9.10 - Is the effectiveness of tourism management regularly monitored?**

Yes, using a different system

If a different system, please specify

**9.11 - How does the tourism industry cooperate with the site management to improve visitor experiences and maintain the Outstanding Universal Value of the World Heritage property?**

There is **limited cooperation** between those responsible for the World Heritage property and the tourism industry to **present the Outstanding Universal Value and increase appreciation**

**9.12 - How well is the information on the Outstanding Universal Value of the property presented and interpreted?**

The Outstanding Universal Value of the property is **adequately presented and interpreted**

**9.13 - At how many locations is the World Heritage emblem displayed at the property?**

In **one location** and **easily visible** to visitors

**9.14 - How does visitor/tourism revenue (e.g. entry charges, permits) contribute to the management of the World Heritage property?**

**Fees are collected** and make a **substantial contribution** to the management of the World Heritage property

**9.15 - Are there locally driven sustainable tourism initiatives?**

Yes

If 'Yes', please specify

Several Programs

**9.16 - Are the benefits of tourism shared with local communities?**

Not applicable

If 'Yes', please specify

**9.17 - Comments, conclusions and/or recommendations related to visitation/tourism/public use of the World Heritage property**

**10. Monitoring**

**10.1 - Is there a monitoring programme at the property directed towards management needs and/or towards improving the understanding of the Outstanding Universal Value?**

There is **considerable monitoring** but it is not directed towards management needs and/or improving the understanding of Outstanding Universal Value

**10.2 - Is necessary information available in order to define key indicators for measuring the state of conservation and are they used in monitoring how the Outstanding Universal Value of the property is being maintained?**

Information on the values of the World Heritage property is **adequate** and **key indicators have been defined** but **monitoring of the status of indicators could be improved**

**10.3 - Are key indicators defined and in place for the following principal aspects of the property?**

|        | Extend of indicators                                     | Not applicable | No indicators | Indicators have been defined but are not yet in use | Indicators are in place and in use since the last Periodic Reporting cycle |
|--------|--|----------------|---------------|---|--|
| 10.3.1 | State of conservation                                    |                |               |   | ×  |
| 10.3.2 | Effectiveness of the management system                   |                |               |   | ×  |
| 10.3.3 | Character of governance                                  |                |               |   | ×  |
| 10.3.4 | Appropriate synergy with other conservation designations |                | ×             |   |  |
| 10.3.5 | Contribution to sustainable development                  |                |               |   | ×  |
| 10.3.6 | Capacity development                                     |                |               |   | ×  |

**10.4 - Please provide information on relevant key indicators adopted at the property**

**10.5 - Please rate the level of involvement in monitoring of the following groups:**

|  |                |
|--|----------------|
| World Heritage managers/coordinators and staff | Good           |
| Local/municipal authorities                    | Good           |
| Local communities                              | Not applicable |
| Indigenous peoples                             | Not applicable |
| Landowners                                     | Not applicable |
| Women  | Not applicable |
| Researchers                                    | Good           |



|   |                |
|---|----------------|
| Tourism industry  | Good           |
| Local businesses and industry                           | Fair           |
| NGOs  | Not applicable |
| Other specific groups                                   | Not applicable |
| If you selected 'Other specific groups', please specify |                |

## 10.6 - Has the State Party implemented relevant recommendations arising from the World Heritage Committee?

Implementation is underway

## 10.7 - Please provide comments relevant to the implementation of recommendations from the World Heritage Committee.

## 10.8 - Comments, conclusions and/or recommendations related to Monitoring

## 11. Identification of Priority Management Needs

### 11.1 - Identification of Priority Management Needs

|        |  |   |
|--------|--|---|
| 5.3    | Management System/Management Plan  |   |
| 5.3.7  | Some use has been made of the Policy Document on the Impacts of Climate Change on World Heritage Properties at the property  | ✕ |
| 5.3.9  | No use has been made of the Strategy for Reducing Risks from Disasters at World Heritage Properties at the property  | ✕ |
| 6.1    | Funding  |   |
| 6.1.3  | The available budget is acceptable but could be further improved to fully meet the management needs of the World Heritage property   | ✕ |
| 6.1.10 | No use has been made of the World Heritage Strategy for Capacity Development at the World Heritage property  | ✕ |
| 9      | Visitor Management   |   |
| 9.7    | There is a strategy to manage visitors, tourism activity and its derived impacts on the World Heritage property but there are some deficiencies in implementation                    | ✕ |
| 9.11   | There is limited cooperation between those responsible for the World Heritage property and the tourism industry to present the Outstanding Universal Value and increase appreciation | ✕ |
| 10     | Monitoring   |   |
| 10.1   | There is considerable monitoring at the World Heritage property but it is not directed towards management needs and/or improving understanding of Outstanding Universal Value        | ✕ |
| 10.2   | Information on the values of the World Heritage property is adequate and key indicators have been defined but monitoring of the status of indicators could be improved               | ✕ |

Please select 0 more issues.

☒ Please save this question to reflect changes

## 12. Summary and Conclusions

### 12.1. Summary - Factors affecting the Property

#### 12.1.1 - Summary - Factors affecting the Property

|       |  |                           |                           |                           |                           |                           |                           |
|-------|--|---------------------------|---------------------------|---------------------------|---------------------------|---------------------------|---------------------------|
| 4.3   | Services Infrastructures                   |                           |                           |                           |                           |                           |                           |
| 4.3.3 | Non-renewable energy facilities            | It does not depend on us. | It does not depend on us. | It does not depend on us. | It does not depend on us. | It does not depend on us. | It does not depend on us. |
| 4.6   | Physical resource extraction               |                           |                           |                           |                           |                           |                           |
| 4.6.2 | Quarrying                                  | It does not depend on us. | It does not depend on us. | It does not depend on us. | It does not depend on us. | It does not depend on us. | It does not depend on us. |
| 4.7   | Local conditions affecting physical fabric |                           |                           |                           |                           |                           |                           |
| 4.7.1 | Wind                                       | It does not depend on us. | It does not depend on us. | It does not depend on us. | It does not depend on us. | It does not depend on us. | It does not depend on us. |
| 4.7.2 | Relative humidity                          | It does not depend on us. | It does not depend on us. | It does not depend on us. | It does not depend on us. | It does not depend on us. | It does not depend on us. |

|  |  |                           |                           |                           |                           |                           |                           |
|--|--|---------------------------|---------------------------|---------------------------|---------------------------|---------------------------|---------------------------|
| 4.7.6  | Water (rain/water table)                 | It does not depend on us. | It does not depend on us. | It does not depend on us. | It does not depend on us. | It does not depend on us. | It does not depend on us. |
| 4.10   | Climate change and severe weather events |                           |                           |                           |                           |                           |                           |
| 4.10.1   | Storms                                   | It does not depend on us. | It does not depend on us. | It does not depend on us. | It does not depend on us. | It does not depend on us. | It does not depend on us. |
| 4.10.3   | Drought                                  | It does not depend on us. | It does not depend on us. | It does not depend on us. | It does not depend on us. | It does not depend on us. | It does not depend on us. |
| 4.11   | Sudden ecological or geological events   |                           |                           |                           |                           |                           |                           |
| 4.11.2   | Earthquake                               | It does not depend on us. | It does not depend on us. | It does not depend on us. | It does not depend on us. | It does not depend on us. | It does not depend on us. |
| 4.11.5   | Erosion and siltation/Deposition         | It does not depend on us. | It does not depend on us. | It does not depend on us. | It does not depend on us. | It does not depend on us. | It does not depend on us. |
| 4.11.6   | Fire (wildfire)                          | It does not depend on us. | It does not depend on us. | It does not depend on us. | It does not depend on us. | It does not depend on us. | It does not depend on us. |
| Summary - Factors affecting the Property completed |  |                           |                           |                           |                           |                           |                           |

## 12.2. Summary - Management Needs

### 12.2.1 - Summary - Management Needs

|        |  |                           |                           |                                   |                           |
|--------|--|---------------------------|---------------------------|-----------------------------------|---------------------------|
| 5.3    | Management System/Management Plan  |                           |                           |                                   |                           |
|        |  | Actions                   | Timeframe                 | Lead agency (and others involved) | More info / comment       |
| 5.3.7  | Some use has been made of the Policy Document on the Impacts of Climate Change on World Heritage Properties at the property        | It does not depend on us. | It does not depend on us. | It does not depend on us.         | It does not depend on us. |
| 5.3.9  | No use has been made of the Strategy for Reducing Risks from Disasters at World Heritage Properties at the property                | It does not depend on us. | It does not depend on us. | It does not depend on us.         | It does not depend on us. |
| 6.1    | Funding  |                           |                           |                                   |                           |
| 6.1.3  | The available budget is acceptable but could be further improved to fully meet the management needs of the World Heritage property | It does not depend on us. | It does not depend on us. | It does not depend on us.         | It does not depend on us. |
| 6.1.10 | No use has been made of the World Heritage Strategy for Capacity Development at the World Heritage property                        | It does not depend on us. | It does not depend on us. | It does not depend on us.         | It does not depend on us. |
| 9      | Visitor Management   |                           |                           |                                   |                           |

|      |  |                           |                           |                           |                           |
|------|--|---------------------------|---------------------------|---------------------------|---------------------------|
| 9.7  | There is a <b>strategy</b> to manage visitors, tourism activity and its derived impacts on the World Heritage property but there are <b>some deficiencies in implementation</b>                    | It does not depend on us. | It does not depend on us. | It does not depend on us. | It does not depend on us. |
| 9.11 | There is <b>limited cooperation</b> between those responsible for the World Heritage property and the tourism industry <b>to present the Outstanding Universal Value and increase appreciation</b> | It does not depend on us. | It does not depend on us. | It does not depend on us. | It does not depend on us. |
| 10   | <b>Monitoring</b>  |                           |                           |                           |                           |
| 10.1 | There is <b>considerable monitoring</b> at the World Heritage property but it is not directed towards management needs and/or improving understanding of Outstanding Universal Value               | It does not depend on us. | It does not depend on us. | It does not depend on us. | It does not depend on us. |
| 10.2 | Information on the values of the World Heritage <b>property is adequate and key indicators have been defined but monitoring of the status of indicators could be improved</b>                      | It does not depend on us. | It does not depend on us. | It does not depend on us. | It does not depend on us. |

Summary - Management Needs completed

### 12.3. Conclusions on the State of Conservation of the Property

#### 12.3.1 - Following the analysis undertaken for this report, what is the current state of Authenticity of the World Heritage property?

The Authenticity of the World Heritage property **has been preserved**

#### 12.3.2 - Following the analysis undertaken for this report, what is the current state of Integrity of the World Heritage property?

The Integrity of the World Heritage property is **intact**

#### 12.3.3 - Following the analysis undertaken for this report, what is the current state of the World Heritage property's Outstanding Universal Value?

The World Heritage property's Outstanding Universal Value has been **maintained**.

#### 12.3.4 - What is the current state of the property's other values?

Other important cultural and/or natural values and the state of conservation of the World Heritage property are **intact**

#### 12.3.5 - Comments, conclusions and/or recommendations related to the state of conservation of the property.

### 13. Impact of World Heritage Status

#### 13.1 - Please rate the impacts of World Heritage status of the property in relation to the following areas

|   |                |
|---|----------------|
| Conservation  | Very positive  |
| Research and monitoring   | Very positive  |
| Management effectiveness  | Very positive  |
| Quality of life for local communities and indigenous peoples  | Positive       |
| Recognition   | Very positive  |
| Education   | Very positive  |
| Infrastructure development  | Positive       |
| Funding for the property  | Positive       |
| International cooperation   | Not applicable |
| Political support for conservation  | Very positive  |
| Legal/Policy framework  | Very positive  |
| Advocacy  | Not applicable |
| Institutional coordination  | Positive       |
| Security  | Positive       |
| Gender equality   | Not applicable |
| Provision of ecosystem services/ benefits to local communities  | Positive       |
| Social inclusion and equity, and improvement of opportunities for all, irrespective of age, sex, disability, ethnicity, origin, religion, or economic or other status | Not applicable |
| Fostering inclusive local economic development and enhancing livelihood   | Positive       |
| Contributing to conflict prevention, including respect for cultural diversity within and around heritage properties   | Positive       |
| Other   | Not applicable |
| If 'Other', please specify  |                |

### 13.2 - Comments, conclusions and/or recommendations related to World Heritage status and its impacts

## 14. Good Practice in the Implementation of the World Heritage Convention

### 14.1 - Example of good practice in World Heritage protection, identification, conservation or management at the property level

#### 14.2 - Define which topics are covered by this example of best practice at the property level

## 15. Assessment of the Periodic Reporting Exercise

### 15.1. Relevance of Periodic Reporting

#### 15.1.1 - Has the Periodic Reporting process improved the understanding of the following?

|  |
|--|
| The <i>World Heritage Convention</i>       |
| The concept of Outstanding Universal Value |
| The property's Outstanding Universal Value |
| Monitoring and reporting                   |

#### 15.1.2 - Please rate the follow-up to conclusions and recommendations from previous Periodic Reporting exercise by the following entities

|  |      |
|--|------|
| State Party                            | Good |
| Site Managers                          | Good |
| UNESCO World Heritage Centre           | Poor |
| Advisory Bodies (ICOMOS, IUCN, ICCROM) | Poor |

### 15.2. Use of Data

#### 15.2.1 - How do the authorities in charge of the property plan to use the data recorded from this cycle of Periodic Reporting?

|  |
|--|
| Revision of priorities/strategies/policies for the protection, management and conservation of heritage |
| Update of management plans   |

**15.2.2 - Comments on use of data from the Cycle of Periodic Reporting****15.3. Timing and resources****15.3.1 - Entities involved in the filling out of this online questionnaire (tick as many boxes as applicable)**

Governmental institutions responsible for cultural and natural heritage

Site Manager/Coordinator World Heritage property staff

**15.3.2 - Has a gender balanced contribution and participation been considered in the filling out of this questionnaire?**Gender balance has **not been explicitly** considered or implemented in the process.**15.3.3 - Were you given adequate time (i.e. roughly ten months) to gather necessary information and to fill in this questionnaire?**

Yes

**15.3.4 - Please estimate the time (working hours) needed to complete this questionnaire**

thousand hours / two hundred hours / seventy two hours /

**15.3.5 - Did you mobilise any additional resources to fill out this questionnaire?**

|          | Additional resources   | No | Yes |
|----------|--|----|-----|
| 15.3.5.1 | Human resources  |    | ✕   |
| 15.3.5.2 | Financial resources for organizing consultation meetings/ training | ✕  |     |

**15.4. Format and content of the Periodic Report****15.4.1 - How accessible was the information required to complete this questionnaire?****Most** required information was accessible.**15.4.2 - Was the questionnaire easy to use and clear to understand?**

|          |                              | Very Difficult | Difficult | Easy | Very easy |
|----------|------------------------------|----------------|-----------|------|-----------|
| 15.4.2.1 | Ease of use of questionnaire |                | ✕         |      |           |
| 15.4.2.2 | Clarity of questions         |                | ✕         |      |           |

**15.4.3 - Please provide suggestions for improvement of the Periodic Reporting questionnaire****15.5. Training and Guidance****15.5.1 - Please rate the level of support in terms of training and guidance from the following entities in completing this questionnaire**

|                                      |            |
|--------------------------------------|------------|
| UNESCO World Heritage Centre         | No support |
| UNESCO (other sectors/field offices) | No support |
| UNESCO National Commission           | No support |
| ICOMOS International                 | No support |
| IUCN International                   | No support |
| ICCROM international/regional        | No support |
| ICOMOS national/regional             | No support |
| IUCN national/regional               | No support |

**15.5.2 - Please rate the level of support for completing the Periodic Reporting questionnaire from the following entities**

|   |            |
|---|------------|
| UNESCO World Heritage Centre                      | No support |
| State Party Representative (national Focal Point) | Good       |
| UNESCO other sectors (e.g. field office)          | No support |
| National Commission for UNESCO                    | No support |
| ICOMOS International                              | No support |
| ICCROM International/regional                     | No support |
| ICOMOS national/regional                          | No support |
| IUCN national/regional                            | No support |

**15.5.3 - Were the online training resources prepared by the World Heritage Centre regarding Periodic Reporting adequate for you to complete this questionnaire?**

Yes

**15.5.4 - If you found that the online training resources were not adequate, what changes would you like to see implemented?**

15.6. Actions that will require formal consideration by the World Heritage Committee

**15.6.1 - Summary of actions that will require formal consideration by the World Heritage Committee**

- **Map(s)**

Reason for update: The maps of the property are currently being updated in the framework of the Restrospective Inventory initiative at the request of the World Heritage Center by letter of 16th December 2022.

Changes to these items will need to go through the proper processes.

15.7. Comments, conclusions and/or recommendations related to the Assessment of the Periodic Reporting Exercise

**15.7.1 - Comments, conclusions and/or recommendations related to the Assessment of the Periodic Reporting Exercise**

**15.7.2 - Thank you for having filled in all the questions. Please contact your National Focal Point for validation.**