

Boyana Church

1. World Heritage Property Data

1.1 - Name of World Heritage property


Boyana Church

1.2 - World Heritage property details

1.3 - Geographic information table

Name	Coordinates	Property (ha)	Buffer zone (ha)	Total (ha)	Inscription year
Boyana Church	42.645 / 23.266	0.68	13.55	14.23	1979
Total (ha)		0.68	13.55	14.23	

1.4 - Map(s)

Title	Date	Link to source
Boyana Church, scale 1:1000	2008	

1.5 - Web and Social Media data of the property (if applicable)

1. [Boyana Church](#)

2. Other Conventions/Programmes under which the World Heritage property is protected (if applicable)

2.1 - Records indicate that your World Heritage property (in whole or in part) is designated and/or protected under the Conventions/programmes shown in the prefilled table below. Please check and amend as necessary.

		The World Heritage property (in whole or in part) <u>is</u> designated and/or protected under this convention/programme	The World Heritage property (in whole or in part) <u>is not</u> designated and/or protected under this convention/programme
2.1.1	International Register of Cultural Property under Special Protection (1954 Hague Convention for the Protection of Cultural Property in the Event of Armed Conflict)	✕	
2.1.2	List of Cultural Property under Enhanced Protection (Second Protocol to the 1954 Hague Convention for the Protection of Cultural Property in the Event of Armed Conflict)	✕	
2.1.3	The List of Wetlands of International Importance (The Ramsar List) (Convention on Wetlands of International Importance (Ramsar Convention))		✕
2.1.4	World Network of Biosphere Reserves Man and the Biosphere (MAB) Programme		✕
2.1.5	Global Geoparks Network UNESCO Global Geoparks		✕

2.2 - Please provide comments on 2.1 if necessary

2.3 - Do your national authorities intend to request the granting of Enhanced Protection (if relevant) under the Second Protocol to the 1954 Hague Convention for the Protection of Cultural Property in the Event of Armed Conflict for the World Heritage property in the next three years?

No

2.4 - Do your national authorities intend to designate whole or part of the World Heritage property for inclusion in the List of Wetlands of International Importance (The Ramsar List), if relevant, in the next three years?

No

2.5 - Do your national authorities intend to designate whole or part of the World Heritage property as a Man and Biosphere Reserve (if relevant) in the next three years?

Not applicable

2.6 - Do your national authorities intend to apply for whole or part of World Heritage property to be designated as a UNESCO Global Geopark (if relevant) in the next three years?

Not applicable

2.7 - Please indicate the level of cooperation at property level between designations under different Conventions/Programmes

2.7.1	1954 Hague Convention for the Protection of Cultural Property in the Event of Armed Conflict	
2.7.1	There is no contact with the Focal Point(s) of this designation/programme.	
2.7.2	The World Heritage Site Manager occasionally communicates with the Focal Point(s) of this designation/programme.	✕
2.7.3	The World Heritage Site Manager regularly communicates with the Focal Point(s) of this designation/programme.	
2.7.4	The World Heritage Site Manager also manages this designation/programme.	
2.7.2	Second Protocol to the 1954 Hague Convention for the Protection of Cultural Property in the Event of Armed Conflict	
2.7.1	There is no contact with the Focal Point(s) of this designation/programme.	
2.7.2	The World Heritage Site Manager occasionally communicates with the Focal Point(s) of this designation/programme.	✕
2.7.3	The World Heritage Site Manager regularly communicates with the Focal Point(s) of this designation/programme.	
2.7.4	The World Heritage Site Manager also manages this designation/programme.	
2.7.3	Convention on Wetlands of International Importance (Ramsar Convention)	
2.7.1	There is no contact with the Focal Point(s) of this designation/programme.	✕
2.7.2	The World Heritage Site Manager occasionally communicates with the Focal Point(s) of this designation/programme.	
2.7.3	The World Heritage Site Manager regularly communicates with the Focal Point(s) of this designation/programme.	
2.7.4	The World Heritage Site Manager also manages this designation/programme.	
2.7.4	Man and the Biosphere (MAB) Programme	
2.7.1	There is no contact with the Focal Point(s) of this designation/programme.	✕
2.7.2	The World Heritage Site Manager occasionally communicates with the Focal Point(s) of this designation/programme.	
2.7.3	The World Heritage Site Manager regularly communicates with the Focal Point(s) of this designation/programme.	
2.7.4	The World Heritage Site Manager also manages this designation/programme.	
2.7.5	UNESCO Global Geoparks	
2.7.1	There is no contact with the Focal Point(s) of this designation/programme.	✕
2.7.2	The World Heritage Site Manager occasionally communicates with the Focal Point(s) of this designation/programme.	
2.7.3	The World Heritage Site Manager regularly communicates with the Focal Point(s) of this designation/programme.	
2.7.4	The World Heritage Site Manager also manages this designation/programme.	

2.8 - Please add any further comments on cooperation with the other designation(s)/programme(s)

2.9 - Are you aware of any elements associated with the World Heritage property that have been inscribed on the Representative List of the Intangible Cultural Heritage?

No

2.10 - Please list any elements associated with the World Heritage property inscribed under the Convention for the Safeguarding of the Intangible Cultural Heritage of which you are aware

2.11 - Are you aware of any documentary heritage listed under the Memory of the World Programme associated with the World Heritage property?

No

2.12 - Please list any documentary heritage associated with the World Heritage property listed under the Memory of the World Programme of which you are aware.

3. Statement of Outstanding Universal Value

3.1 - Statement of Outstanding Universal Value for the property as adopted by the World Heritage Committee

Statement of Outstanding Universal Value

Brief synthesis

There are several layers of wall paintings in the interior from the 11th, 13th, 15-17th and 19th centuries which testify to the high level of wall painting during the different periods. The paintings with the most outstanding artistic value are those from 13th century. Whilst they interpret the Byzantine canon, the images have a special spiritual expressiveness and vitality and are painted in harmonious proportions.

Criterion (ii): From an architectural point of view, Boyana Church is a pure example of a church with a Greek cross ground-plan with dome, richly decorated facades and decoration of ceramic elements. It is one of the most remarkable medieval monuments with especially fine wall paintings.

Criterion (iii): The Boyana Church is composed of three parts, each built at a different period - 10 century, 13th century and 19th century which constitute a homogenous whole.

Integrity

The integrity of Boyana church is fully assured. In 1917 a park was created around the church, thereby securing its immediate surroundings through being separated from the impact of modern traffic. The property has also remained intact from historic invasions, and other destructive threats. Three separate zones are defined in the property boundaries and buffer zone, through which appropriate control measures are applied.

Authenticity

The concept, form and development of the three constructional phases of the property, from the 10th-11th; 13th; and 19th centuries, are clearly evident. Necessary conservation and restoration works have been completed. Where sufficient evidence existed, later façade renders have been removed to reveal the original appearance of walls.

To safeguard and present the internal 11th and 12th centuries fresco fragments, those from the 13th century, and the later 1882 additions in the antechamber, they were cleaned, refilled and conserved. This work was completed in 2008. The property is now air-conditioned, and under constant surveillance.

Protection and management requirements

The management is implemented by virtue of:

- Cultural Heritage Law (Official Gazette No 19 of 2009) and subdelegated legislation. This law regulates the research, studying, protection and promotion of the immovable cultural heritage in Bulgaria, and the development of Conservation and Management plans for its inscribed World Heritage List of immovable cultural properties.
- Instructions on the Protection and Preservation of the World Monument "Boyana Church" and its Protective Zone were adopted by Official Cover Letter No.RD-91-00-17, signed by the Chairman of the Culture Committee, and dated 10.08.1989. These Instructions are mandatory and set out the responsibilities of the interested parties, including the state, local institutions and owners.

3.2 - Please list the key attributes of Outstanding Universal Value of your property and give an assessment of their condition. As a guideline, it is suggested to focus on approximately five key attributes (no more than 15 overall).

	Brief identification of attribute	Preserved	Compromised	Seriously compromised	Lost
3.2.1	3 buildings	✖			
3.2.2	wall paintings in the interior from the 11th	✖			
3.2.3	wall paintings in the interior from the 13th	✖			
3.2.4	wall paintings in the interior from the 15-17th	✖			
3.2.5	wall paintings in the interior from the 19th	✖			
3.2.6	church with a Greek cross ground-plan with dome	✖			
3.2.7	richly decorated facades and decoration of ceramic elements	✖			
3.2.8					
3.2.9					
3.2.10					
3.2.11					
3.2.12					
3.2.13					
3.2.14					
3.2.15					

3.3 - Comments, conclusions and/or recommendations related to Statement of Outstanding Universal Value

4. Factors Affecting the Property






4.1. Buildings and Development

4.1.1 - Housing

Previous answer Cycle 2 (27/07/2014):

- Relevant, Negative, Potential, Outside

✖ Relevant		Not relevant					
	Impact		Origin		Trend of impact		
Impact	🔴 Current	🟡 Potential	🟢 Inside	🟢 Outside	📉 Decreasing	➡ Stable	📈 Increasing
🟢 Positive							

 Negative 							
--	--	---	--	---	--	---	--

4.1.2 - Commercial development

Previous answer Cycle 2 (27/07/2014):

- Not relevant

Relevant	 Not relevant
----------	--

4.1.3 - Industrial areas

Previous answer Cycle 2 (27/07/2014):

- Not relevant

Relevant	 Not relevant
----------	--

4.1.4 - Major visitor accommodation and associated infrastructure

Previous answer Cycle 2 (27/07/2014):

- Relevant, Positive, Current, Potential, Outside

 Relevant				Not relevant			
	Impact		Origin		Trend of impact		
Impact	 Current	 Potential	 Inside	 Outside	 Decreasing	 Stable	 Increasing
 Positive 							
 Negative							

4.1.5 - Interpretative and visitation facilities

Previous answer Cycle 2 (27/07/2014):

- Relevant, Positive, Current, Potential, Inside, Outside

 Relevant				Not relevant			
	Impact		Origin		Trend of impact		
Impact	 Current	 Potential	 Inside	 Outside	 Decreasing	 Stable	 Increasing
 Positive 							
 Negative							

4.1.6 - Please comment as necessary on how the factors selected as relevant in 4.1 are affecting the property either negatively or positively

4.2. Transportation Infrastructure

4.2.1 - Ground transport infrastructure

Previous answer Cycle 2 (27/07/2014):

- Relevant, Positive, Current, Outside

 Relevant				Not relevant			
	Impact		Origin		Trend of impact		
Impact	 Current	 Potential	 Inside	 Outside	 Decreasing	 Stable	 Increasing
 Positive 							
 Negative							

4.2.2 - Underground transport infrastructure

Previous answer Cycle 2 (27/07/2014):


- Not relevant

Relevant	 Not relevant
----------	--

4.2.3 - Air transport infrastructure

Previous answer Cycle 2 (27/07/2014):

- Not relevant

Relevant	 Not relevant
----------	--

4.2.4 - Marine transport infrastructure

Previous answer Cycle 2 (27/07/2014):

- Relevant, Positive, Current, Outside

Relevant

✕ Not relevant

4.2.5 - Effects arising from use of transportation infrastructure

Previous answer Cycle 2 (27/07/2014):

- Not relevant

Relevant

✕ Not relevant

4.2.6 - Please comment as necessary on how the factors selected as relevant in 4.2 are affecting the property either negatively or positively

4.3. Services Infrastructures

4.3.1 - Water infrastructure

Previous answer Cycle 2 (27/07/2014):

- Not relevant

Relevant

✕ Not relevant

4.3.2 - Renewable energy facilities

Previous answer Cycle 2 (27/07/2014):

- Not relevant

Relevant

✕ Not relevant

4.3.3 - Non-renewable energy facilities

Previous answer Cycle 2 (27/07/2014):

- Not relevant

Relevant

✕ Not relevant

4.3.4 - Localised utilities

Previous answer Cycle 2 (27/07/2014):

- Not relevant

Relevant

✕ Not relevant

4.3.5 - Major linear utilities

Previous answer Cycle 2 (27/07/2014):

- Not relevant

Relevant

✕ Not relevant

4.3.6 - Please comment as necessary on how the factors selected as relevant in 4.3 are affecting the property either negatively or positively

4.4. Pollution

4.4.1 - Pollution of marine waters

Previous answer Cycle 2 (27/07/2014):

- Not relevant

Relevant

✕ Not relevant

4.4.2 - Ground water pollution

Previous answer Cycle 2 (27/07/2014):

- Not relevant

Relevant

✕ Not relevant

4.4.3 - Surface water pollution

Previous answer Cycle 2 (27/07/2014):

- Not relevant

Relevant

✕ Not relevant

4.4.4 - Air pollution

Previous answer Cycle 2 (27/07/2014):

- Not relevant

Relevant

✕ Not relevant

4.4.5 - Solid waste

Previous answer Cycle 2 (27/07/2014):

- Not relevant

Relevant

✕ Not relevant

4.4.6 - Input of excess energy

Previous answer Cycle 2 (27/07/2014):

- Not relevant

Relevant

✕ Not relevant

4.4.7 - Please comment as necessary on how the factors selected as relevant in 4.4 are affecting the property either negatively or positively

4.5. Biological resource use/modification

4.5.1 - Fishing/collecting aquatic resources

Previous answer Cycle 2 (27/07/2014):

- Not relevant

Relevant

✕ Not relevant

4.5.2 - Aquaculture

Previous answer Cycle 2 (27/07/2014):

- Not relevant

Relevant

✕ Not relevant

4.5.3 - Land conversion

Previous answer Cycle 2 (27/07/2014):

- Not relevant

Relevant

✕ Not relevant

4.5.4 - Livestock farming/Grazing of domesticated animals

Previous answer Cycle 2 (27/07/2014):

- Not relevant

Relevant

✕ Not relevant

4.5.5 - Crop production

Previous answer Cycle 2 (27/07/2014):

- Not relevant

Relevant

✕ Not relevant

4.5.6 - Commercial wild plant collection

Previous answer Cycle 2 (27/07/2014):

- Not relevant

Relevant

✕ Not relevant

4.5.7 - Subsistence wild plant collection

Previous answer Cycle 2 (27/07/2014):

- Not relevant

Relevant

✕ Not relevant

4.5.8 - Commercial hunting

Previous answer Cycle 2 (27/07/2014):

- Not relevant

Relevant

✕ Not relevant

4.5.9 - Subsistence hunting

Previous answer Cycle 2 (27/07/2014):

- Not relevant

Relevant

✕ Not relevant

4.5.10 - Forestry/Wood production

Previous answer Cycle 2 (27/07/2014):

- Not relevant

Relevant

✕ Not relevant

4.5.11 - Please comment as necessary on how the factors selected as relevant in 4.5 are affecting the property either negatively or positively

4.6. Physical resource extraction

4.6.1 - Mining

Previous answer Cycle 2 (27/07/2014):

- Not relevant

Relevant

✕ Not relevant

4.6.2 - Quarrying

Previous answer Cycle 2 (27/07/2014):

- Not relevant

Relevant

✕ Not relevant

4.6.3 - Oil and gas

Previous answer Cycle 2 (27/07/2014):

- Not relevant

Relevant

✕ Not relevant

4.6.4 - Water (extraction)

Previous answer Cycle 2 (27/07/2014):

- Not relevant

Relevant

✕ Not relevant

4.6.5 - Please comment as necessary on how the factors selected as relevant in 4.6 are affecting the property either negatively or positively

4.7. Local conditions affecting physical fabric










4.7.1 - Wind

Previous answer Cycle 2 (27/07/2014):

- Relevant, Negative, Potential, Outside

✕ Relevant

Not relevant

	Impact		Origin		Trend of impact		
Impact	 Current	 Potential	 Inside	 Outside	 Decreasing	 Stable	 Increasing
 Positive							
 Negative ✕		✕		✕			










4.7.2 - Relative humidity

Previous answer Cycle 2 (27/07/2014):

- Relevant, Negative, Potential, Outside

✕ Relevant

Not relevant

	Impact		Origin		Trend of impact		
Impact	 Current	 Potential	 Inside	 Outside	 Decreasing	 Stable	 Increasing
 Positive							
 Negative ✕		✕		✕			

4.7.3 - Temperature

Previous answer Cycle 2 (27/07/2014):

- Relevant, Negative, Potential, Outside

✕ Relevant				Not relevant			
	Impact		Origin		Trend of impact		
Impact	🔥 Current	🔥 Potential	📍 Inside	📍 Outside	↘ Decreasing	→ Stable	↗ Increasing
🟢 Positive							
🔴 Negative ✕		✕		✕			

4.7.4 - Radiation/Light

Previous answer Cycle 2 (27/07/2014):

- Relevant, Negative, Potential, Outside

Relevant				✕ Not relevant			
----------	--	--	--	----------------	--	--	--

4.7.5 - Dust

Previous answer Cycle 2 (27/07/2014):

- Relevant, Negative, Potential, Outside

✕ Relevant				Not relevant			
	Impact		Origin		Trend of impact		
Impact	🔥 Current	🔥 Potential	📍 Inside	📍 Outside	↘ Decreasing	→ Stable	↗ Increasing
🟢 Positive							
🔴 Negative ✕		✕		✕			

4.7.6 - Water (rain/water table)

Previous answer Cycle 2 (27/07/2014):

- Relevant, Negative, Potential, Outside

✕ Relevant				Not relevant			
	Impact		Origin		Trend of impact		
Impact	🔥 Current	🔥 Potential	📍 Inside	📍 Outside	↘ Decreasing	→ Stable	↗ Increasing
🟢 Positive							
🔴 Negative ✕		✕		✕			

4.7.7 - Pests

Previous answer Cycle 2 (27/07/2014):

- Relevant, Negative, Potential, Outside

✕ Relevant				Not relevant			
	Impact		Origin		Trend of impact		
Impact	🔥 Current	🔥 Potential	📍 Inside	📍 Outside	↘ Decreasing	→ Stable	↗ Increasing
🟢 Positive							
🔴 Negative ✕		✕		✕			

4.7.8 - Micro-organisms

Previous answer Cycle 2 (27/07/2014):

- Relevant, Negative, Potential, Outside

✕ Relevant				Not relevant			
	Impact		Origin		Trend of impact		
Impact	🔥 Current	🔥 Potential	📍 Inside	📍 Outside	↘ Decreasing	→ Stable	↗ Increasing
🟢 Positive							
🔴 Negative ✕		✕		✕			

4.7.9 - Please comment as necessary on how the factors selected as relevant in 4.7 are affecting the property either negatively or positively

4.8. Social/Cultural uses of heritage

4.8.1 - Ritual/Spiritual/Religious and associative uses

Previous answer Cycle 2 (27/07/2014):





- Not relevant

Relevant	✕ Not relevant
----------	----------------

4.8.2 - Society's valuing of heritage

Previous answer Cycle 2 (27/07/2014):

- Relevant, Positive, Potential, Outside

✕ Relevant	Not relevant						
	Impact		Origin		Trend of impact		
Impact	 Current	 Potential	 Inside	 Outside	 Decreasing	 Stable	 Increasing
 Positive ✕		✕		✕			
 Negative							

4.8.3 - Indigenous hunting, gathering and collecting

Previous answer Cycle 2 (27/07/2014):

- Not relevant

Relevant	✕ Not relevant
----------	----------------

4.8.4 - Changes in traditional ways of life and knowledge system

Previous answer Cycle 2 (27/07/2014):

- Not relevant

Relevant	✕ Not relevant
----------	----------------

4.8.5 - Identity, social cohesion, changes in local population and community

Previous answer Cycle 2 (27/07/2014):

- Not relevant

Relevant	✕ Not relevant
----------	----------------

4.8.6 - Impacts of tourism/Visitation/Recreation

Previous answer Cycle 2 (27/07/2014):

- Relevant, Positive, Current, Inside, Outside

✕ Relevant	Not relevant						
	Impact		Origin		Trend of impact		
Impact	 Current	 Potential	 Inside	 Outside	 Decreasing	 Stable	 Increasing
 Positive ✕	✕		✕	✕			
 Negative							

4.8.7 - Please comment as necessary on how the factors selected as relevant in 4.8 are affecting the property either negatively or positively

4.9. Other human activities

4.9.1 - Illegal activities

Previous answer Cycle 2 (27/07/2014):

- Not relevant

Relevant	✕ Not relevant
----------	----------------

4.9.2 - Deliberate destruction of heritage

Previous answer Cycle 2 (27/07/2014):

- Not relevant

Relevant	✕ Not relevant
----------	----------------

4.9.3 - Military training

Previous answer Cycle 2 (27/07/2014):

- Not relevant

Relevant	✕ Not relevant
----------	----------------

4.9.4 - War

Previous answer Cycle 2 (27/07/2014):

- Not relevant

Relevant	✕ Not relevant
----------	----------------

4.9.5 - Terrorism

Previous answer Cycle 2 (27/07/2014):

- Not relevant

Relevant	✕ Not relevant
----------	----------------

4.9.6 - Civil unrest

Previous answer Cycle 2 (27/07/2014):

- Not relevant

Relevant	✕ Not relevant
----------	----------------

4.9.7 - Please comment as necessary on how the factors selected as relevant in 4.9 are affecting the property either negatively or positively

4.10. Climate change and severe weather events

4.10.1 - Storms

Previous answer Cycle 2 (27/07/2014):

- Not relevant

Relevant	✕ Not relevant
----------	----------------

4.10.2 - Flooding

Previous answer Cycle 2 (27/07/2014):

- Relevant, Negative, Potential, Outside

✕ Relevant		Not relevant					
	Impact		Origin		Trend of impact		
Impact	🔥 Current	⚡ Potential	📍 Inside	🌐 Outside	⬇️ Decreasing	➡️ Stable	⬆️ Increasing
🟢 Positive							
🔴 Negative ✕		✕		✕			

4.10.3 - Drought

Previous answer Cycle 2 (27/07/2014):

- Not relevant

Relevant	✕ Not relevant
----------	----------------

4.10.4 - Desertification

Previous answer Cycle 2 (27/07/2014):

- Not relevant

Relevant	✕ Not relevant
----------	----------------

4.10.5 - Changes to oceanic waters

Previous answer Cycle 2 (27/07/2014):

- Not relevant














Relevant	✕ Not relevant
----------	----------------

4.10.6 - Temperature change

Previous answer Cycle 2 (27/07/2014):

- Relevant, Negative, Potential, Inside, Outside

✕ Relevant	Not relevant
------------	--------------

	Impact		Origin		Trend of impact		
Impact	 Current	 Potential	 Inside	 Outside	 Decreasing	 Stable	 Increasing
 Positive							
 Negative 							

4.10.7 - Other climate change impacts

Previous answer Cycle 2 (27/07/2014):

- Not relevant

Relevant	 Not relevant
----------	--

4.10.8 - Please comment as necessary on how the factors selected as relevant in 4.10 are affecting the property either negatively or positively

4.11. Sudden ecological or geological events

4.11.1 - Volcanic eruption

Previous answer Cycle 2 (27/07/2014):

- Not relevant















Relevant	 Not relevant
----------	--

4.11.2 - Earthquake

Previous answer Cycle 2 (27/07/2014):

- Relevant, Negative, Current, Potential, Inside, Outside

 Relevant	Not relevant
--	--------------

	Impact		Origin		Trend of impact		
Impact	 Current	 Potential	 Inside	 Outside	 Decreasing	 Stable	 Increasing
 Positive							
 Negative 							

4.11.3 - Tsunami/Tidal wave

Previous answer Cycle 2 (27/07/2014):

- Not relevant

Relevant	 Not relevant
----------	--

4.11.4 - Avalanche/Landslide

Previous answer Cycle 2 (27/07/2014):

- Not relevant

Relevant	 Not relevant
----------	--

4.11.5 - Erosion and siltation/Deposition

Previous answer Cycle 2 (27/07/2014):

- Not relevant













Relevant	 Not relevant
----------	--

4.11.6 - Fire (wildfire)

Previous answer Cycle 2 (27/07/2014):

- Relevant, Negative, Potential, Outside

 Relevant	Not relevant
--	--------------

	Impact		Origin		Trend of impact		
Impact	 Current	 Potential	 Inside	 Outside	 Decreasing	 Stable	 Increasing
 Positive							
 Negative 							

4.11.7 - Please comment as necessary on how the factors selected as relevant in 4.11 are affecting the property either negatively or positively

4.12. Invasive/alien species or hyper-abundant species

4.12.1 - Translocated species

Previous answer Cycle 2 (27/07/2014):









- Not relevant

Relevant	✕ Not relevant
----------	----------------

4.12.2 - Invasive/Alien terrestrial species

Previous answer Cycle 2 (27/07/2014):

- Relevant, Negative, Potential, Inside, Outside

✕ Relevant	Not relevant						
	Impact		Origin		Trend of impact		
Impact	 Current	 Potential	 Inside	 Outside	 Decreasing	 Stable	 Increasing
 Positive							
 Negative ✕		✕		✕			

4.12.3 - Invasive/Alien freshwater species

Previous answer Cycle 2 (27/07/2014):

- Not relevant

Relevant	✕ Not relevant
----------	----------------

4.12.4 - Invasive/Alien marine species

Previous answer Cycle 2 (27/07/2014):

- Not relevant

Relevant	✕ Not relevant
----------	----------------

4.12.5 - Hyper-abundant species

Previous answer Cycle 2 (27/07/2014):

- Not relevant

Relevant	✕ Not relevant
----------	----------------

4.12.6 - Modified genetic material

Previous answer Cycle 2 (27/07/2014):

- Not relevant

Relevant	✕ Not relevant
----------	----------------


4.12.7 - Please comment as necessary on how the factors selected as relevant in 4.12 are affecting the property either negatively or positively


4.13. Management and institutional factors

4.13.1 - Management system/Management plan

✕ Relevant	Not relevant						
	Impact		Origin		Trend of impact		
Impact	 Current	 Potential	 Inside	 Outside	 Decreasing	 Stable	 Increasing
 Positive ✕	✕	✕	✕	✕			
 Negative							

4.13.2 - Legal framework

✕ Relevant	Not relevant						
	Impact		Origin		Trend of impact		
Impact	 Current	 Potential	 Inside	 Outside	 Decreasing	 Stable	 Increasing
 Positive ✕	✕	✕	✕	✕			

 Negative							
--	--	--	--	--	--	--	--

4.13.3 - Governance

 Relevant				Not relevant			
	Impact		Origin		Trend of impact		
Impact	 Current	 Potential	 Inside	 Outside	 Decreasing	 Stable	 Increasing
 Positive 							
 Negative							

4.13.4 - Management activities

Previous answer Cycle 2 (27/07/2014):






- Relevant, Positive, Current, Potential, Inside

 Relevant				Not relevant			
	Impact		Origin		Trend of impact		
Impact	 Current	 Potential	 Inside	 Outside	 Decreasing	 Stable	 Increasing
 Positive 							
 Negative							

4.13.5 - Financial resources

 Relevant				Not relevant			
	Impact		Origin		Trend of impact		
Impact	 Current	 Potential	 Inside	 Outside	 Decreasing	 Stable	 Increasing
 Positive 							
 Negative							

4.13.6 - Human resources

 Relevant				Not relevant			
	Impact		Origin		Trend of impact		
Impact	 Current	 Potential	 Inside	 Outside	 Decreasing	 Stable	 Increasing
 Positive 							
 Negative							

4.13.7 - Low impact research/monitoring activities

Previous answer Cycle 2 (27/07/2014):

- Relevant, Positive, Current, Potential, Inside

 Relevant				Not relevant			
	Impact		Origin		Trend of impact		
Impact	 Current	 Potential	 Inside	 Outside	 Decreasing	 Stable	 Increasing
 Positive 							
 Negative							

4.13.8 - High impact research/monitoring activities

Previous answer Cycle 2 (27/07/2014):

- Not relevant

Relevant	 Not relevant
----------	--

4.13.9 - Please comment as necessary on how the factors selected as relevant in 4.13 are affecting the property either negatively or positively















































4.14. Other factor(s)

4.14.1 - Other factor(s)

4.15. Factors Summary Table

4.15.1 - Factors Summary Table



Name	Impact		Origin		Trend
4.1 Buildings and Development					
4.1.1 Housing					
	⊖		⚠		↻ →
4.1.4 Major visitor accommodation and associated infrastructure	⊕	⚠	⚠		↻ →
4.1.5 Interpretative and visitation facilities	⊕	⚠	⚠	⊕	↻ →
4.2 Transportation Infrastructure					
4.2.1 Ground transport infrastructure	⊕	⚠			↻ →
4.7 Local conditions affecting physical fabric					
4.7.1 Wind					
	⊖		⚠		↻
4.7.2 Relative humidity					
	⊖		⚠		↻
4.7.3 Temperature					
	⊖		⚠		↻
4.7.5 Dust					
	⊖		⚠		↻
4.7.6 Water (rain/water table)					
	⊖		⚠		↻
4.7.7 Pests					
	⊖		⚠		↻
4.7.8 Micro-organisms					
	⊖		⚠		↻
4.8 Social/Cultural uses of heritage					
4.8.2 Society's valuing of heritage	⊕		⚠		↻
4.8.6 Impacts of tourism/Visitation/Recreation	⊕	⚠		⊕	↻
4.10 Climate change and severe weather events					
4.10.2 Flooding					
	⊖		⚠		↻
4.10.6 Temperature change					
	⊖		⚠	⊕	↻
4.11 Sudden ecological or geological events					
4.11.2 Earthquake					
	⊖	⚠	⚠	⊕	↻
4.11.6 Fire (wildfire)					

						
4.12 Invasive/alien species or hyper-abundant species						
4.12.2 Invasive/Alien terrestrial species						
						
4.13 Management and institutional factors						
4.13.1 Management system/Management plan						
4.13.2 Legal framework						
4.13.3 Governance						
4.13.4 Management activities						
4.13.5 Financial resources						
4.13.6 Human resources						
4.13.7 Low impact research/monitoring activities						
Legend  Current  Potential  Negative  Positive  Inside  Outside						

4.16. Assessment of current and potential positive and negative factors

4.16.1 - Assessment of current and potential negative and positive factors

4.1 Buildings and Development

Name		Impact			Origin		Trend
4.1.1 Housing							
							
Spatial scale - Area affected by the factor							
	Restricted						
	Localised						
	Extensive						
	Widespread						
Temporal scale - Occurence of the impact							
	One off or rare						
	Intermittent or sporadic						
	Frequent						
	On-going						
Impact - Impact on the attributes							
	Insignificant						
	Minor						
	Significant						

	Major
Management response - Capacity of management to respond	
✕	High capacity
	Medium capacity
	Low capacity
	No capacity and / or resources
Trend - Development over the last 6 years	
✕	Decreasing
	Static
	Increasing

Name	Impact	Origin	Trend
4.1.4 Major visitor accommodation and associated infrastructure	<div>+</div> <div>👎</div> <div>👍</div>	<div>🔄</div> <div>➡️</div>	➡️

Spatial scale - Area affected by the factor	
✕	Restricted
	Localised
	Extensive
	Widespread

Temporal scale - Occurrence of the impact	
✕	One off or rare
	Intermittent or sporadic
	Frequent
	On-going

Impact - Impact on the attributes	
✕	Insignificant
	Minor
	Significant
	Major

Management response - Capacity of management to respond	
✕	High capacity
	Medium capacity
	Low capacity
	No capacity and / or resources

Trend - Development over the last 6 years	
✕	Decreasing
	Static
	Increasing

Name	Impact	Origin	Trend
4.1.5 Interpretative and visitation facilities	<div>+</div> <div>👎</div> <div>👍</div>	<div>🔄</div> <div>➡️</div>	➡️

Spatial scale - Area affected by the factor	
<input checked="" type="checkbox"/>	Restricted
<input type="checkbox"/>	Localised
<input type="checkbox"/>	Extensive
<input type="checkbox"/>	Widespread




Temporal scale - Occurrence of the impact	
<input checked="" type="checkbox"/>	One off or rare
<input type="checkbox"/>	Intermittent or sporadic
<input type="checkbox"/>	Frequent
<input type="checkbox"/>	On-going

Impact - Impact on the attributes	
<input checked="" type="checkbox"/>	Insignificant
<input type="checkbox"/>	Minor
<input type="checkbox"/>	Significant
<input type="checkbox"/>	Major

Management response - Capacity of management to respond	
<input checked="" type="checkbox"/>	High capacity
<input type="checkbox"/>	Medium capacity
<input type="checkbox"/>	Low capacity
<input type="checkbox"/>	No capacity and / or resources

Trend - Development over the last 6 years	
<input checked="" type="checkbox"/>	Decreasing
<input type="checkbox"/>	Static
<input type="checkbox"/>	Increasing

4.2 Transportation Infrastructure

Name	Impact			Origin	Trend
4.2.1 Ground transport infrastructure					

Spatial scale - Area affected by the factor	
<input checked="" type="checkbox"/>	Restricted
<input type="checkbox"/>	Localised
<input type="checkbox"/>	Extensive
<input type="checkbox"/>	Widespread

Temporal scale - Occurrence of the impact	
<input checked="" type="checkbox"/>	One off or rare
<input type="checkbox"/>	Intermittent or sporadic
<input type="checkbox"/>	Frequent
<input type="checkbox"/>	On-going

Impact - Impact on the attributes	
<input checked="" type="checkbox"/>	Insignificant
<input type="checkbox"/>	Minor




	Significant
	Major
Management response - Capacity of management to respond	
✕	High capacity
	Medium capacity
	Low capacity
	No capacity and / or resources
Trend - Development over the last 6 years	
✕	Decreasing
	Static
	Increasing

4.7 Local conditions affecting physical fabric

Name	Impact	Origin	Trend
4.7.1 Wind			
	<div>⊖</div>	<div>📢</div>	<div>🔄</div>

Spatial scale - Area affected by the factor	
✕	Restricted
	Localised
	Extensive
	Widespread
Temporal scale - Occurrence of the impact	
✕	One off or rare
	Intermittent or sporadic
	Frequent
	On-going
Impact - Impact on the attributes	
✕	Insignificant
	Minor
	Significant
	Major
Management response - Capacity of management to respond	
✕	High capacity
	Medium capacity
	Low capacity
	No capacity and / or resources
Trend - Development over the last 6 years	
	Decreasing
✕	Static
	Increasing

Name	Impact	Origin	Trend
------	--------	--------	-------

4.7.2 Relative humidity						
						

Spatial scale - Area affected by the factor

<input checked="" type="checkbox"/>	Restricted
<input type="checkbox"/>	Localised
<input type="checkbox"/>	Extensive
<input type="checkbox"/>	Widespread

Temporal scale - Occurrence of the impact

<input checked="" type="checkbox"/>	One off or rare
<input type="checkbox"/>	Intermittent or sporadic
<input type="checkbox"/>	Frequent
<input type="checkbox"/>	On-going

Impact - Impact on the attributes




<input checked="" type="checkbox"/>	Insignificant
<input type="checkbox"/>	Minor
<input type="checkbox"/>	Significant
<input type="checkbox"/>	Major

Management response - Capacity of management to respond

<input checked="" type="checkbox"/>	High capacity
<input type="checkbox"/>	Medium capacity
<input type="checkbox"/>	Low capacity
<input type="checkbox"/>	No capacity and / or resources

Trend - Development over the last 6 years

<input checked="" type="checkbox"/>	Decreasing
<input type="checkbox"/>	Static
<input type="checkbox"/>	Increasing

Name	Impact			Origin		Trend
4.7.3 Temperature						
						

Spatial scale - Area affected by the factor

<input checked="" type="checkbox"/>	Restricted
<input type="checkbox"/>	Localised
<input type="checkbox"/>	Extensive
<input type="checkbox"/>	Widespread



Temporal scale - Occurrence of the impact

<input checked="" type="checkbox"/>	One off or rare
<input type="checkbox"/>	Intermittent or sporadic
<input type="checkbox"/>	Frequent
<input type="checkbox"/>	On-going

Impact - Impact on the attributes

<input checked="" type="checkbox"/>	Insignificant
-------------------------------------	---------------

	Minor
	Significant
	Major
Management response - Capacity of management to respond	
✕	High capacity
	Medium capacity
	Low capacity
	No capacity and / or resources
Trend - Development over the last 6 years	
✕	Decreasing
	Static
	Increasing

Name	Impact			Origin		Trend
4.7.5 Dust						
						

Spatial scale - Area affected by the factor	
✕	Restricted
	Localised
	Extensive
	Widespread
Temporal scale - Occurrence of the impact	
✕	One off or rare
	Intermittent or sporadic
	Frequent
	On-going
Impact - Impact on the attributes	
✕	Insignificant
	Minor
	Significant
	Major
Management response - Capacity of management to respond	
✕	High capacity
	Medium capacity
	Low capacity
	No capacity and / or resources
Trend - Development over the last 6 years	
✕	Decreasing
	Static
	Increasing




Name	Impact			Origin		Trend
4.7.6 Water (rain/water table)						

Spatial scale - Area affected by the factor							
<input checked="" type="checkbox"/>	Restricted						
<input type="checkbox"/>	Localised						
<input type="checkbox"/>	Extensive						
<input type="checkbox"/>	Widespread						
Temporal scale - Occurrence of the impact							
<input checked="" type="checkbox"/>	One off or rare						
<input type="checkbox"/>	Intermittent or sporadic						
<input type="checkbox"/>	Frequent						
<input type="checkbox"/>	On-going						
Impact - Impact on the attributes							
<input checked="" type="checkbox"/>	Insignificant						
<input type="checkbox"/>	Minor						
<input type="checkbox"/>	Significant						
<input type="checkbox"/>	Major						
Management response - Capacity of management to respond							
<input checked="" type="checkbox"/>	High capacity						
<input type="checkbox"/>	Medium capacity						
<input type="checkbox"/>	Low capacity						
<input type="checkbox"/>	No capacity and / or resources						
Trend - Development over the last 6 years							
<input checked="" type="checkbox"/>	Decreasing						
<input type="checkbox"/>	Static						
<input type="checkbox"/>	Increasing						

Name	Impact			Origin		Trend
4.7.7 Pests						

Spatial scale - Area affected by the factor							
<input checked="" type="checkbox"/>	Restricted						
<input type="checkbox"/>	Localised						
<input type="checkbox"/>	Extensive						
<input type="checkbox"/>	Widespread						
Temporal scale - Occurrence of the impact							
<input checked="" type="checkbox"/>	One off or rare						
<input type="checkbox"/>	Intermittent or sporadic						
<input type="checkbox"/>	Frequent						
<input type="checkbox"/>	On-going						
Impact - Impact on the attributes							
<input checked="" type="checkbox"/>	Insignificant						
<input type="checkbox"/>	Minor						

	Significant
	Major
Management response - Capacity of management to respond	
✕	High capacity
	Medium capacity
	Low capacity
	No capacity and / or resources
Trend - Development over the last 6 years	
✕	Decreasing
	Static
	Increasing

Name	Impact			Origin		Trend
4.7.8 Micro-organisms						
						

Spatial scale - Area affected by the factor	
✕	Restricted
	Localised
	Extensive
	Widespread
Temporal scale - Occurrence of the impact	
✕	One off or rare
	Intermittent or sporadic
	Frequent
	On-going
Impact - Impact on the attributes	
✕	Insignificant
	Minor
	Significant
	Major
Management response - Capacity of management to respond	
✕	High capacity
	Medium capacity
	Low capacity
	No capacity and / or resources
Trend - Development over the last 6 years	
✕	Decreasing
	Static
	Increasing

4.8 Social/Cultural uses of heritage

Name	Impact	Origin	Trend
------	--------	--------	-------

4.8.2 Society's valuing of heritage						

Spatial scale - Area affected by the factor

	Restricted
	Localised
	Extensive
✕	Widespread

Temporal scale - Occurrence of the impact

	One off or rare
	Intermittent or sporadic
	Frequent
✕	On-going

Impact - Impact on the attributes

✕	Insignificant
	Minor
	Significant
	Major

Management response - Capacity of management to respond

✕	High capacity
	Medium capacity
	Low capacity
	No capacity and / or resources

Trend - Development over the last 6 years

	Decreasing
✕	Static
	Increasing

Name	Impact			Origin		Trend
4.8.6 Impacts of tourism/Visitation/Recreation						

Spatial scale - Area affected by the factor

✕	Restricted
	Localised
	Extensive
	Widespread

Temporal scale - Occurrence of the impact

	One off or rare
	Intermittent or sporadic
	Frequent
✕	On-going

Impact - Impact on the attributes

✕	Insignificant
---	---------------

	Minor
	Significant
	Major
Management response - Capacity of management to respond	
✕	High capacity
	Medium capacity
	Low capacity
	No capacity and / or resources
Trend - Development over the last 6 years	
✕	Decreasing
	Static
	Increasing

4.10 Climate change and severe weather events

Name	Impact			Origin		Trend
4.10.2 Flooding						
	⊖		📢		🌱	

Spatial scale - Area affected by the factor	
✕	Restricted
	Localised
	Extensive
	Widespread
Temporal scale - Occurrence of the impact	
✕	One off or rare
	Intermittent or sporadic
	Frequent
	On-going
Impact - Impact on the attributes	
✕	Insignificant
	Minor
	Significant
	Major
Management response - Capacity of management to respond	
✕	High capacity
	Medium capacity
	Low capacity
	No capacity and / or resources
Trend - Development over the last 6 years	
✕	Decreasing
	Static
	Increasing

Name		Impact			Origin		Trend
4.10.6 Temperature change							
Spatial scale - Area affected by the factor							
<input checked="" type="checkbox"/>	Restricted						
	Localised						
	Extensive						
	Widespread						
Temporal scale - Occurrence of the impact							
<input checked="" type="checkbox"/>	One off or rare						
	Intermittent or sporadic						
	Frequent						
	On-going						
Impact - Impact on the attributes							
<input checked="" type="checkbox"/>	Insignificant						
	Minor						
	Significant						
	Major						
Management response - Capacity of management to respond							
<input checked="" type="checkbox"/>	High capacity						
	Medium capacity						
	Low capacity						
	No capacity and / or resources						
Trend - Development over the last 6 years							
<input checked="" type="checkbox"/>	Decreasing						
	Static						
	Increasing						

4.11 Sudden ecological or geological events

Name		Impact			Origin		Trend
4.11.2 Earthquake							
Spatial scale - Area affected by the factor							
<input checked="" type="checkbox"/>	Restricted						
	Localised						
	Extensive						
	Widespread						
Temporal scale - Occurrence of the impact							
<input checked="" type="checkbox"/>	One off or rare						
	Intermittent or sporadic						
	Frequent						




	On-going
Impact - Impact on the attributes	
✕	Insignificant
	Minor
	Significant
	Major
Management response - Capacity of management to respond	
✕	High capacity
	Medium capacity
	Low capacity
	No capacity and / or resources
Trend - Development over the last 6 years	
	Decreasing
✕	Static
	Increasing

Name	Impact			Origin		Trend
4.11.6 Fire (wildfire)						
	⊖		📢		🔄	

Spatial scale - Area affected by the factor	
✕	Restricted
	Localised
	Extensive
	Widespread
Temporal scale - Occurrence of the impact	
✕	One off or rare
	Intermittent or sporadic
	Frequent
	On-going
Impact - Impact on the attributes	
✕	Insignificant
	Minor
	Significant
	Major
Management response - Capacity of management to respond	
✕	High capacity
	Medium capacity
	Low capacity
	No capacity and / or resources
Trend - Development over the last 6 years	
✕	Decreasing
	Static






	Increasing
--	------------

4.12 Invasive/alien species or hyper-abundant species

Name	Impact	Origin	Trend
4.12.2 Invasive/Alien terrestrial species			
			

Spatial scale - Area affected by the factor	
<input checked="" type="checkbox"/>	Restricted
<input type="checkbox"/>	Localised
<input type="checkbox"/>	Extensive
<input type="checkbox"/>	Widespread
Temporal scale - Occurrence of the impact	
<input checked="" type="checkbox"/>	One off or rare
<input type="checkbox"/>	Intermittent or sporadic
<input type="checkbox"/>	Frequent
<input type="checkbox"/>	On-going
Impact - Impact on the attributes	
<input checked="" type="checkbox"/>	Insignificant
<input type="checkbox"/>	Minor
<input type="checkbox"/>	Significant
<input type="checkbox"/>	Major
Management response - Capacity of management to respond	
<input checked="" type="checkbox"/>	High capacity
<input type="checkbox"/>	Medium capacity
<input type="checkbox"/>	Low capacity
<input type="checkbox"/>	No capacity and / or resources
Trend - Development over the last 6 years	
<input checked="" type="checkbox"/>	Decreasing
<input type="checkbox"/>	Static
<input type="checkbox"/>	Increasing

4.13 Management and institutional factors

Name	Impact	Origin	Trend
4.13.1 Management system/Management plan	  	 	






Spatial scale - Area affected by the factor	
<input type="checkbox"/>	Restricted
<input checked="" type="checkbox"/>	Localised
<input type="checkbox"/>	Extensive
<input type="checkbox"/>	Widespread
Temporal scale - Occurrence of the impact	

	One off or rare
	Intermittent or sporadic
	Frequent
✕	On-going
Impact - Impact on the attributes	
✕	Insignificant
	Minor
	Significant
	Major
Management response - Capacity of management to respond	
✕	High capacity
	Medium capacity
	Low capacity
	No capacity and / or resources
Trend - Development over the last 6 years	
	Decreasing
✕	Static
	Increasing

Name	Impact			Origin		Trend
4.13.2 Legal framework						

Spatial scale - Area affected by the factor	
	Restricted
✕	Localised
	Extensive
	Widespread
Temporal scale - Occurrence of the impact	
	One off or rare
	Intermittent or sporadic
✕	Frequent
	On-going
Impact - Impact on the attributes	
✕	Insignificant
	Minor
	Significant
	Major
Management response - Capacity of management to respond	
✕	High capacity
	Medium capacity
	Low capacity
	No capacity and / or resources

Trend - Development over the last 6 years	
	Decreasing
✕	Static
	Increasing

Name	Impact			Origin		Trend
4.13.3 Governance						




Spatial scale - Area affected by the factor	
	Restricted
✕	Localised
	Extensive
	Widespread

Temporal scale - Occurrence of the impact	
	One off or rare
	Intermittent or sporadic
✕	Frequent
	On-going

Impact - Impact on the attributes	
✕	Insignificant
	Minor
	Significant
	Major

Management response - Capacity of management to respond	
✕	High capacity
	Medium capacity
	Low capacity
	No capacity and / or resources

Trend - Development over the last 6 years	
	Decreasing
✕	Static
	Increasing

Name	Impact			Origin		Trend
4.13.4 Management activities						

Spatial scale - Area affected by the factor	
	Restricted
	Localised
✕	Extensive
	Widespread






Temporal scale - Occurrence of the impact	
---	--

	One off or rare
	Intermittent or sporadic
	Frequent
✕	On-going
Impact - Impact on the attributes	
✕	Insignificant
	Minor
	Significant
	Major
Management response - Capacity of management to respond	
✕	High capacity
	Medium capacity
	Low capacity
	No capacity and / or resources
Trend - Development over the last 6 years	
	Decreasing
✕	Static
	Increasing

Name	Impact			Origin		Trend
4.13.5 Financial resources						

Spatial scale - Area affected by the factor	
	Restricted
✕	Localised
	Extensive
	Widespread
Temporal scale - Occurrence of the impact	
	One off or rare
	Intermittent or sporadic
✕	Frequent
	On-going
Impact - Impact on the attributes	
✕	Insignificant
	Minor
	Significant
	Major
Management response - Capacity of management to respond	
✕	High capacity
	Medium capacity
	Low capacity
	No capacity and / or resources

Trend - Development over the last 6 years	
	Decreasing
✕	Static
	Increasing

Name	Impact			Origin		Trend
4.13.6 Human resources						





Spatial scale - Area affected by the factor	
	Restricted
✕	Localised
	Extensive
	Widespread

Temporal scale - Occurrence of the impact	
	One off or rare
	Intermittent or sporadic
✕	Frequent
	On-going

Impact - Impact on the attributes	
✕	Insignificant
	Minor
	Significant
	Major

Management response - Capacity of management to respond	
✕	High capacity
	Medium capacity
	Low capacity
	No capacity and / or resources

Trend - Development over the last 6 years	
	Decreasing
✕	Static
	Increasing

Name	Impact			Origin		Trend
4.13.7 Low impact research/monitoring activities						

Spatial scale - Area affected by the factor	
✕	Restricted
	Localised
	Extensive
	Widespread

Temporal scale - Occurrence of the impact	
---	--

✕	One off or rare
	Intermittent or sporadic
	Frequent
	On-going
Impact - Impact on the attributes	
✕	Insignificant
	Minor
	Significant
	Major
Management response - Capacity of management to respond	
✕	High capacity
	Medium capacity
	Low capacity
	No capacity and / or resources
Trend - Development over the last 6 years	
✕	Decreasing
	Static
	Increasing

4.17. Serial inscriptions (national or transnational)

4.17.1 - If your property is a serial inscription (national or transnational) please identify which components of the property are impacted by each factor

4.18. Prediction of the state of conservation at next cycle of Periodic Reporting.

4.18.1 - Please predict what the state of conservation of each attribute will be approximately 6 years from now (at the time of the next cycle of Periodic Reporting)

	Attribute	Preserved	Compromised	Seriously compromised	Lost
4.18.1.1	3 buildings	✕			
4.18.1.2	wall paintings	✕			
4.18.1.3	church with a Greek cross ground-plan with dome	✕			
4.18.1.4	richly decorated facades and decoration of ceramic elements	✕			
4.18.1.5					

5. Protection and Management of the Property

5.1. Boundaries and Buffer Zones

5.1.1 - Are the boundaries of the World Heritage property adequate to maintain the property's Outstanding Universal Value?

The boundaries are **adequate to maintain** the property's Outstanding Universal Value

5.1.2 - Are the boundaries of the World Heritage property known and recognised?

The boundaries **are known by both** the management authority and local communities/landowners

5.1.3 - Are the buffer zone(s) of the World Heritage property adequate to maintain the property's Outstanding Universal Value?

The buffer zones are **adequate** to maintain the property's Outstanding Universal Value

5.1.4 - Are the boundaries of the buffer zones known and recognised?

The buffer zones of the World Heritage property **are known and recognised by both** the management authority and local communities/landowners

5.1.5 - Comments, conclusions and/or recommendations related to boundaries and buffer zones of the World Heritage property

5.2. Protective Measures

5.2.1 - Protective designation (legal, regulatory, contractual, planning, institutional and/or traditional).

- Cultural Heritage Law (Official Gazette No 19 of 2009) and subdelegated legislation. This law contains provisions covering cultural properties in Bulgaria.

It regulates the research, studying, protection and promotion of the immovable cultural heritage and the development of conservation and management plans for its inscribed World Heritage List of immovable cultural properties.

- Instructions on the Protection and Preservation of the World Monument "Boyana Church" and its buffer zone was adopted by Official Cover Letter No.RD-91-00-17, dated 10.08.1989, signed by the Chairman of the Culture Committee.

Source: SOUV, Periodic Reporting Cycle 1, Periodic Reporting Cycle 2

5.2.2 - Please list any legislation and other measures (regulatory -including spatial planning- contractual, institutional or traditional) not included in 5.2.1 and indicate the category

5.2.3 - Is the legal framework (i.e. legislation and/or regulation including spatial planning) adequate for maintaining the Outstanding Universal Value including conditions of Integrity and/or Authenticity of the property?

The **legal framework** for maintaining of the Outstanding Universal Value including conditions of Authenticity and/or Integrity of the World Heritage property provides an **adequate basis for effective management and protection**

5.2.4 - Is the legal framework (i.e. legislation and/or regulation) adequate in the buffer zone for maintaining the Outstanding Universal Value including conditions of Integrity and/or Authenticity of the property?

The **legal framework** in the buffer zone for the maintenance of the Outstanding Universal Value including conditions of Authenticity and/or Integrity of the World Heritage property provides an **adequate basis for effective management and protection**

5.2.5 - Is the legal framework (i.e. legislation and/or regulation) in the broader setting of the World Heritage property adequate for maintaining the Outstanding Universal Value including conditions of Integrity and/or Authenticity of the property?

The **legal framework** for the broader setting of the World Heritage property provides an **adequate basis for** effective management and protection of the property, contributing to the maintenance of its Outstanding Universal Value including conditions of Authenticity and/or Integrity

5.2.6 - Can the legal framework (i.e. legislation and/or regulation) be enforced?

There is **acceptable capacity/resources** to enforce legislation and/or regulation in the World Heritage property but some deficiencies of enforcement remain

5.2.7 - Please provide a short summary of how the legislation, including spatial planning and other regulation, works in practice

5.2.8 - Comments, conclusions and/or recommendations about the information related to the measures taken to protect the World Heritage property

5.3. Management System/Management Plan

5.3.1 - Please check the box which most closely match the character of the governance and management system of the property

Public management system at national level

If 'Other', please specify

5.3.2 - Management System: Please indicate which of the various management tools listed below are used to help protect the property.

A statutory Management Plan or zoning plan for the property.

Other forms of statutory or non-statutory plans (e.g. strategic plans)

An integrated management plan combining World Heritage and any other designations

An annual work plan or business plan

A disaster, climate or conflict risk management plan

A visitor/visitation management plan

5.3.3 - Please give a brief description of the management system currently in place at your property

5.3.4 - Management Documents

5.3.5 - Has any use been made of the 2011 Recommendation on the Historic Urban Landscape in developing policies and best practices for the protection of this property?

Some use has been made of the 2011 Recommendation on the Historic Urban Landscape

5.3.6 - If the Historic Urban Landscape Recommendation has been used at this property, please describe briefly what has been done.

5.3.7 - Has any use been made of the Policy Document on the Impacts of Climate Change on World Heritage Properties at the property?

Some use has been made of the World Heritage Policy for Climate Change

5.3.8 - If the Climate Change policy has been used, please briefly describe what has been done along with any research on the impacts of Climate Change on the property:

5.3.9 - Has any use been made of the Strategy for Reducing Risks from Disasters at World Heritage Properties at the property ?

The risk management policy is **fully based** on the agreed Strategy for Reducing Risks from Disasters at World Heritage Properties

5.3.10 - If the Strategy for Reducing Risks from Disasters at World Heritage Properties has been used, please briefly describe what has been done

5.3.11 - Rate the coordination between the various levels of administration (i.e. national/federal; regional/provincial/state; local/municipal etc.) involved in the management of the World Heritage property

There is **adequate coordination** between all bodies/levels involved in the management of the property

5.3.12 - Is the management system/plan adequate to maintain the property's Outstanding Universal Value?

The management system/plan is **fully adequate** to maintain the property's Outstanding Universal Value

5.3.13 - Is the management system being implemented?

The management system is being **fully implemented and monitored**

5.3.14 - Is there an annual work/action plan and is it being implemented?

An annual work/action plan **exists and all of its activities are being implemented and monitored**

5.3.15 - Does the management system include formal mechanisms and procedures that ensure participation and contribution of the following groups, living within or near the World Heritage property and/or buffer zone in management decisions that maintain the Outstanding Universal Value of the property?

		Not applicable	No mechanisms for participation	Some participation	Direct participation	Transformative participation in all relevant decision processes
5.3.15.1	Local communities			✗		
5.3.15.2	Local authorities				✗	
5.3.15.3	Landowners in the property and the buffer zone			✗		
5.3.15.4	Indigenous peoples			✗		
5.3.15.5	Women	✗				
5.3.15.6	Other specific groups	✗				
	If you selected, 'Other specific groups' please specify					

5.3.16 - Please rate the cooperation/relationship between the World Heritage property managers/coordinators/staff and the following groups

		Not applicable	Non-existent	Poor	Fair	Good
5.3.16.1	Local communities				✗	
5.3.16.2	Local/Municipal authorities					✗
5.3.16.3	Indigenous peoples				✗	
5.3.16.4	Landowners				✗	
5.3.16.5	Women	✗				
5.3.16.6	Youth/Children					✗
5.3.16.7	Researchers					✗
5.3.16.8	Local Visitors/Tourists					✗
5.3.16.9	National/International tourists					✗
5.3.16.10	Tourism Industry					✗
5.3.16.11	Local businesses and industries			✗		
5.3.16.12	NGOs					✗
5.3.16.13	Other specific groups	✗				
	If you selected 'Other specific groups', please specify					

5.3.17 - Please rate the extent to which the management system of your property contributes towards achieving the objectives of the World Heritage Committee's Policy for the Integration of a Sustainable Development Perspective into the Processes of the *World Heritage Convention*

		Not applicable	No contribution	Limited	Significant	Full achievement
5.3.17.1	The management system of the property contributes to gender equality	✗				
5.3.17.2	The management system of the property provides ecosystem services/benefits to the local community (e.g. fresh air, water, food, medicinal plants)	✗				

5.3.17.3	The management system of the property contributes to social inclusion and equity, improving opportunities for all, irrespective of age, sex, disability, ethnicity, origin, religion or economic or other status					×
5.3.17.4	The management system of the property integrates a human rights-based approach					×
5.3.17.5	The management system of the property contributes to fostering inclusive local economic development, and to enhancing livelihood					×
5.3.17.6	The management system of the property contributes to conflict prevention, including respect for cultural diversity within and around the World Heritage property	×				

5.3.18 - Please provide further details on the ratings of the management system given in the table above

5.3.19 - Comments, conclusions and/or recommendations related to the management system/plan

6. Financial and Human Resources

6.1. Funding

6.1.1 - If your funding sources do not exactly fit those shown, put the relevant amounts against the funding type that most closely represents your situation, and use the comment box below to provide more details.

		Project costs	Running costs
6.1.1.1	Multilateral funding (GEF, World Bank, etc.)	0 %	0 %
6.1.1.2	Bilateral international funding	0 %	0 %
6.1.1.3	World Heritage Fund (International Assistance)	0 %	0 %
6.1.1.4	Contribution from other conventions and programmes	0 %	0 %
6.1.1.5	International donations (NGOs, foundations, etc.)	0 %	0 %
6.1.1.6	Governmental (national/federal)	60 %	60 %
6.1.1.7	Governmental (regional/provincial/state)	0 %	0 %
6.1.1.8	Governmental (local/municipal)	0 %	0 %
6.1.1.9	In-country donations (NGOs, foundations, etc.)	0 %	0 %
6.1.1.10	Individual visitor charges (e.g. entry, toilets, parking, camping fees, etc.)	40 %	40 %
6.1.1.11	Commercial activities (e.g. merchandising and catering, filming permit, concessions, etc.)	0 %	0 %
6.1.1.12	Other	0 %	0 %
		Total 100 %	Total 100 %

6.1.2 - Please comment here on any other aspects of funding sources not covered in the table above

6.1.3 - Is the current budget sufficient to manage the World Heritage property effectively?

The available **budget is acceptable** but **could be further improved** to fully meet the management needs

6.1.4 - Are the existing sources of funding secure and likely to remain so?

The existing sources of funding are **secure over the medium-term** and **planning is underway to secure funding over the long-term**

6.1.5 - Comments, conclusion, and/or recommendations related to finance and infrastructure

6.1.6 - Estimate the distribution of men and women involved in the management, conservation, interpretation of the World Heritage properties and the extent to which they are drawn from local communities.

		From local communities %	From elsewhere %
6.1.6.1	Men	60 %	100 %
6.1.6.2	Women	40 %	0 %
		Total 100 %	Total 100 %

6.1.7 - Are available human resources adequate to manage the World Heritage property?

Human resources are **adequate** for management needs

6.1.8 - Considering the management needs of the World Heritage property, please rate the availability of professionals in the following disciplines

Conservation	Fair
Environmental sustainability	Poor
Community participation and inclusion	Good

Risk preparedness	Fair
Capacity development and education	Good
Administration	Good
Research and monitoring	Good
Awareness raising and public information/communication	Good
Marketing and promotion	Good
Interpretation	Good
Visitor management/tourism	Good
Enforcement (custodians, police)	Good

6.1.9 - Please rate the availability of training opportunities for the management of the World Heritage property in the following disciplines

Conservation	Fair
Environmental sustainability	Poor
Community participation and inclusion	Good
Risk preparedness	Fair
Capacity development and education	Good
Administration	Good
Research and monitoring	Good
Awareness raising and public information/communication	Good
Marketing and promotion	Good
Interpretation	Good
Visitor management/tourism	Good
Enforcement (custodians, police)	Good

6.1.10 - Has any use been made of the World Heritage Strategy for Capacity Building at the property?

No use has been made of the World Heritage Strategy for Capacity Building

6.1.11 - If the World Heritage Strategy for Capacity Building has been used, please briefly describe what has been done.

6.1.12 - Are there site-specific capacity building plans or programmes that develop local expertise and that contribute to the transfer of skills for the conservation and management of the World Heritage property?

A site-based capacity building plan or programme is in place and fully implemented; **all technical skills are being transferred** to those managing the property locally

6.1.13 - Comments, conclusions and/or recommendations related to human resources, expertise and training

7. Scientific Studies and Research Projects

7.1 - Is there adequate knowledge (scientific or traditional) about the values and attributes of the World Heritage property to support planning, management and decision-making to ensure that Outstanding Universal Value is maintained?

Knowledge about the values and attributes of the World Heritage property is **adequate**

7.2 - Is there a planned programme of research at the property which is directed towards management needs and/or improving understanding of Outstanding Universal Value?

There is **considerable research** but it is **not directed towards management needs and/or improving understanding of Outstanding Universal Value**

7.3 - Are results from research programmes publicly available and disseminated?

Research **results are shared** with local communities and partners **but there is no active outreach** to national or international agencies

7.4 - Comments, conclusions and/or recommendations related to scientific studies and research projects

8. Education, Information and Awareness Building

8.1 - Please rate the awareness and understanding of the existence and justification for inscription of the World Heritage property amongst the following groups

Local communities	Good
-------------------	------

Local/municipal authorities	Good
Indigenous peoples	Fair
Landowners	Fair
Women	Not applicable
Youth/children	Fair
Researchers	Good
Local visitors	Good
National/international tourists	Good
Tourism industry	Good
Local businesses and industries	Not applicable
NGOs	Not applicable
Other specific groups	Not applicable
If you selected 'Other specific groups', please describe	

8.2 - Does the property have a heritage education programme(s) for children and/or youth, that can contribute to a better understanding of heritage, promote diversity and foster intercultural dialogue?

There is a planned education and awareness programme for children and/or youth **but it only partly meets the needs**

8.3 - Who are the target audiences for education and awareness programmes at your property?

Local/municipal authorities
Youth/children
Researchers
National/international tourists

8.4 - Please rate the adequacy of the following visitor facilities and services at the World Heritage property for education, information, interpretation and awareness building

Visitor centre	Good
Site museum	Good
Information booths	Good
Guided tours	Good
Trails/routes	Not needed
Printed information materials	Fair
Online (website, social media, etc.)	Good
Transportation facilities	Fair
Other	Not needed
If 'Other' is selected, please specify	

8.5 - Comments, conclusions and/or recommendations related to education, information and awareness building

9. Visitor Management

9.1 - Please provide estimated annual visitor numbers (including national and international visitors) since the last Periodic Report

43052 / 23486 / 8877 / 68171 / 71428 /
--

9.2 - What information sources are used to collect visitor statistics?

Entry tickets and registries
Visitor surveys

9.3 - What is the average length stay of a visitor to the World Heritage property?

One to three hours

9.4 - Please provide the source of information

9.5 - What is the approximate average daily visitor expenditure? (Please provide an estimated monetary figure in USD)

9.6 - Please provide the source of information

9.7 - Does the management system/plan for the World Heritage property include a strategy with an action plan to manage visitors, tourism activity and its derived economic, socio-cultural and environmental impacts?

There is a planned and **effective strategy** to manage visitors, tourism activity and its derived impacts on the World Heritage property

9.8 - Please provide any comments relating to the answer provided above in question 9.7

9.9 - Is visitor use effectively managed to maintain the Outstanding Universal Value of the property?

Visitor use of the World Heritage property is **effectively managed** and does not impact its Outstanding Universal Value

9.10 - Is the effectiveness of tourism management regularly monitored?

Yes, using a different system

If a different system, please specify

9.11 - How does the tourism industry cooperate with the site management to improve visitor experiences and maintain the Outstanding Universal Value of the World Heritage property?

There is **good cooperation** between those responsible for the World Heritage property and the tourism industry **to present the Outstanding Universal Value and increase appreciation**

9.12 - How well is the information on the Outstanding Universal Value of the property presented and interpreted?

The Outstanding Universal Value of the property **is adequately presented and interpreted**

9.13 - At how many locations is the World Heritage emblem displayed at the property?

In **many locations** and **easily visible** to visitors

9.14 - How does visitor/tourism revenue (e.g. entry charges, permits) contribute to the management of the World Heritage property?

Fees are collected, and make **some contribution** to the management of the World Heritage property

9.15 - Are there locally driven sustainable tourism initiatives?

Yes

If 'Yes', please specify

9.16 - Are the benefits of tourism shared with local communities?

Yes

If 'Yes', please specify

9.17 - Comments, conclusions and/or recommendations related to visitation/tourism/public use of the World Heritage property

10. Monitoring

10.1 - Is there a monitoring programme at the property directed towards management needs and/or towards improving the understanding of the Outstanding Universal Value?

There is a **comprehensive, integrated programme of monitoring**, which is relevant to management needs and/or improving understanding of the Outstanding Universal Value

10.2 - Is necessary information available in order to define key indicators for measuring the state of conservation and are they used in monitoring how the Outstanding Universal Value of the property is being maintained?

Information on the values of the World Heritage property is **adequate and key indicators have been defined** for measuring the state of conservation and **are being used in monitoring** of how the Outstanding Universal value of the property is being maintained

10.3 - Are key indicators defined and in place for the following principal aspects of the property?

	Extend of indicators	Not applicable	No indicators	Indicators have been defined but are not yet in use	Indicators are in place and in use since the last Periodic Reporting cycle
10.3.1	State of conservation				×
10.3.2	Effectiveness of the management system				×
10.3.3	Character of governance				×
10.3.4	Appropriate synergy with other conservation designations				×
10.3.5	Contribution to sustainable development			×	
10.3.6	Capacity development				×

10.4 - Please provide information on relevant key indicators adopted at the property

10.5 - Please rate the level of involvement in monitoring of the following groups:

World Heritage managers/coordinators and staff	Good
Local/municipal authorities	Poor
Local communities	Poor
Indigenous peoples	Poor
Landowners	Poor
Women	Not applicable
Researchers	Fair
Tourism industry	Not applicable
Local businesses and industry	Not applicable
NGOs	Not applicable
Other specific groups	Not applicable
If you selected 'Other specific groups', please specify	

10.6 - Has the State Party implemented relevant recommendations arising from the World Heritage Committee?

Implementation is complete

10.7 - Please provide comments relevant to the implementation of recommendations from the World Heritage Committee.

10.8 - Comments, conclusions and/or recommendations related to Monitoring

11. Identification of Priority Management Needs

11.1 - Identification of Priority Management Needs

5.2	Protective Measures	
5.2.6	There is acceptable capacity/resources to enforce legislation and/or regulation in the World Heritage property but some deficiencies of enforcement remain	✕
5.3	Management System/Management Plan	
5.3.5	Some use has been made of the Historic Urban Landscape Recommendation to develop policies and best practices for the protection of the property	✕
5.3.7	Some use has been made of the Policy Document on the Impacts of Climate Change on World Heritage Properties at the property	✕
6.1	Funding	
6.1.3	The available budget is acceptable but could be further improved to fully meet the management needs of the World Heritage property	✕
6.1.10	No use has been made of the World Heritage Strategy for Capacity Development at the World Heritage property	✕
7	Scientific Studies and Research Projects	
7.2	There is considerable research in the World Heritage property but it is not directed towards management needs and/or improving understanding of Outstanding Universal Value	✕
7.3	Research results are shared with local communities and partners but there is no active outreach to national or international agencies	✕
8	Education, Information and Awareness Building	
8.2	There is a planned education and awareness programme for children and/or youth but it only partly meets the needs	✕

Please select 0 more issues.

☒ Please save this question to reflect changes

12. Summary and Conclusions

12.1. Summary - Factors affecting the Property

12.1.1 - Summary - Factors affecting the Property

4.7	Local conditions affecting physical fabric
-----	--

4.7.1	Wind	So far, no criteria has been affected					
4.7.2	Relative humidity	So far, no criteria has been affected					
4.7.3	Temperature	So far, no criteria has been affected					
4.7.5	Dust	So far, no criteria has been affected					
4.7.6	Water (rain/water table)	So far, no criteria has been affected					
4.10	Climate change and severe weather events						
4.10.2	Flooding	So far, no criteria has been affected					
4.10.6	Temperature change	So far, no criteria has been affected					
4.11	Sudden ecological or geological events						
4.11.2	Earthquake	So far, no criteria has been affected					
4.11.6	Fire (wildfire)	So far, no criteria has been affected					
4.12	Invasive/alien species or hyper-abundant species						
4.12.2	Invasive/Alien terrestrial species	So far, no criteria has been affected					

Question not completed

12.2. Summary - Management Needs

12.2.1 - Summary - Management Needs

5.2	Protective Measures				
		Actions	Timeframe	Lead agency (and others involved)	More info / comment
5.2.6	There is acceptable capacity/resources to enforce legislation and/or regulation in the World Heritage property but some deficiencies of enforcement remain	New commission by Order of the Minister of Culture will approve the regimes /territorial scope, boundaries and protection regulations/ of the site.	2023	Ministry of Culture	N/A

5.3	Management System/Management Plan				
5.3.5	Some use has been made of the Historic Urban Landscape Recommendation to develop policies and best practices for the protection of the property	New commission by Order of the Minister of Culture will approve the regimes /territorial scope, boundaries and protection regulations/ of the site.	2023	Ministry of Culture	N/A
5.3.7	Some use has been made of the Policy Document on the Impacts of Climate Change on World Heritage Properties at the property	A project is in place	2024-2026	National Historical Museum	N/A

6.1	Funding				
-----	---------	--	--	--	--

6.1.3	The available budget is acceptable but could be further improved to fully meet the management needs of the World Heritage property	There will be a new funding programme for World Heritage sites.	2024-2026	Ministry of Culture	N/A
6.1.10	No use has been made of the World Heritage Strategy for Capacity Development at the World Heritage property	A project is in place	2024-2028	National Historical Museum	N/A

7	Scientific Studies and Research Projects				
7.2	There is considerable research in the World Heritage property but it is not directed towards management needs and/or improving understanding of Outstanding Universal Value	Few new projects concerning researches in the World Heritage property directed towards management needs and/or improving understanding of Outstanding Universal Value	2023-2028	Various	N/A
7.3	Research results are shared with local communities and partners but there is no active outreach to national or international agencies	A new system for the dissemination of scientific research results is being developed	2022-2024	National Historical Museum	N/A

8	Education, Information and Awareness Building				
8.2	There is a planned education and awareness programme for children and/or youth but it only partly meets the needs	There is a planned education that will be enlarged	2024-2026	Various	N/A

Summary - Management Needs completed

12.3. Conclusions on the State of Conservation of the Property

12.3.1 - Following the analysis undertaken for this report, what is the current state of Authenticity of the World Heritage property?

The Authenticity of the World Heritage property **has been preserved**

12.3.2 - Following the analysis undertaken for this report, what is the current state of Integrity of the World Heritage property?

The Integrity of the World Heritage property is **intact**

12.3.3 - Following the analysis undertaken for this report, what is the current state of the World Heritage property's Outstanding Universal Value?

The World Heritage property's Outstanding Universal Value has been **maintained**.

12.3.4 - What is the current state of the property's other values?

Other important cultural and/or natural values and the state of conservation of the World Heritage property are **intact**

12.3.5 - Comments, conclusions and/or recommendations related to the state of conservation of the property.

13. Impact of World Heritage Status

13.1 - Please rate the impacts of World Heritage status of the property in relation to the following areas

Conservation	Very positive
Research and monitoring	Very positive
Management effectiveness	Positive
Quality of life for local communities and indigenous peoples	No impact
Recognition	Positive
Education	Positive
Infrastructure development	No impact
Funding for the property	Positive
International cooperation	Positive
Political support for conservation	Positive
Legal/Policy framework	Positive
Advocacy	Positive
Institutional coordination	No impact
Security	No impact
Gender equality	No impact
Provision of ecosystem services/ benefits to local communities	No impact
Social inclusion and equity, and improvement of opportunities for all, irrespective of age, sex, disability, ethnicity, origin, religion, or economic or other status	No impact
Fostering inclusive local economic development and enhancing livelihood	No impact
Contributing to conflict prevention, including respect for cultural diversity within and around heritage properties	No impact
Other	Not applicable
If 'Other', please specify	

13.2 - Comments, conclusions and/or recommendations related to World Heritage status and its impacts

14. Good Practice in the Implementation of the World Heritage Convention

14.1 - Example of good practice in World Heritage protection, identification, conservation or management at the property level

14.2 - Define which topics are covered by this example of best practice at the property level

Sustainable Development
Synergies
State of Conservation
Management
Governance
Capacity Building

15. Assessment of the Periodic Reporting Exercise

15.1. Relevance of Periodic Reporting

15.1.1 - Has the Periodic Reporting process improved the understanding of the following?

Management effectiveness to maintain the Outstanding Universal Value
Monitoring and reporting

15.1.2 - Please rate the follow-up to conclusions and recommendations from previous Periodic Reporting exercise by the following entities

State Party	Good
Site Managers	Good
UNESCO World Heritage Centre	Good
Advisory Bodies (ICOMOS, IUCN, ICCROM)	Good

15.2. Use of Data

15.2.1 - How do the authorities in charge of the property plan to use the data recorded from this cycle of Periodic Reporting?

Update of management plans
Fundraising

15.2.2 - Comments on use of data from the Cycle of Periodic Reporting

15.3. Timing and resources

15.3.1 - Entities involved in the filling out of this online questionnaire (tick as many boxes as applicable)

Governmental institutions responsible for cultural and natural heritage
Site Manager/Coordinator World Heritage property staff
Focal points of other international conventions/programmes
UNESCO National Commission

15.3.2 - Has a gender balanced contribution and participation been considered in the filling out of this questionnaire?

Gender balance is explicitly considered and effectively implemented in the process.

15.3.3 - Were you given adequate time (i.e. roughly ten months) to gather necessary information and to fill in this questionnaire?

Yes

15.3.4 - Please estimate the time (working hours) needed to complete this questionnaire

20 / 15 / 10 /

15.3.5 - Did you mobilise any additional resources to fill out this questionnaire?

	Additional resources	No	Yes
15.3.5.1	Human resources	✗	
15.3.5.2	Financial resources for organizing consultation meetings/ training	✗	

15.4. Format and content of the Periodic Report

15.4.1 - How accessible was the information required to complete this questionnaire?

All required information was accessible.

15.4.2 - Was the questionnaire easy to use and clear to understand?

		Very Difficult	Difficult	Easy	Very easy
15.4.2.1	Ease of use of questionnaire		✗		
15.4.2.2	Clarity of questions		✗		

15.4.3 - Please provide suggestions for improvement of the Periodic Reporting questionnaire

15.5. Training and Guidance

15.5.1 - Please rate the level of support in terms of training and guidance from the following entities in completing this questionnaire

UNESCO World Heritage Centre	Good
UNESCO (other sectors/field offices)	Not applicable
UNESCO National Commission	Good
ICOMOS International	Not applicable
IUCN International	Not applicable
ICCROM international/regional	Not applicable
ICOMOS national/regional	Not applicable
IUCN national/regional	Not applicable

15.5.2 - Please rate the level of support for completing the Periodic Reporting questionnaire from the following entities

UNESCO World Heritage Centre	Good
State Party Representative (national Focal Point)	Good
UNESCO other sectors (e.g. field office)	Not applicable
National Commission for UNESCO	Good
ICOMOS International	Not applicable
ICCROM International/regional	Not applicable
ICOMOS national/regional	Not applicable
IUCN national/regional	Not applicable
IUCN International	Not applicable

15.5.3 - Were the online training resources prepared by the World Heritage Centre regarding Periodic Reporting adequate for you to complete this questionnaire?

Not applicable (i.e. I did not use these resources)

15.5.4 - If you found that the online training resources were not adequate, what changes would you like to see implemented?

15.6. Actions that will require formal consideration by the World Heritage Committee

15.6.1 - Summary of actions that will require formal consideration by the World Heritage Committee

No item were proposed for update

15.7. Comments, conclusions and/or recommendations related to the Assessment of the Periodic Reporting Exercise

15.7.1 - Comments, conclusions and/or recommendations related to the Assessment of the Periodic Reporting Exercise

15.7.2 - Thank you for having filled in all the questions. Please contact your National Focal Point for validation.