

Distribution limited

WHC-2001/CONF.206/3a  
Paris, 20 July 2001  
Original : English/French

**UNITED NATIONS EDUCATIONAL, SCIENTIFIC AND CULTURAL  
ORGANIZATION**

**THIRTEENTH GENERAL ASSEMBLY OF STATES PARTIES TO THE  
CONVENTION CONCERNING THE PROTECTION OF THE WORLD CULTURAL  
AND NATURAL HERITAGE**

**Paris, UNESCO Headquarters, Room XII  
30 - 31 October 2001**

**Item 6 of the Provisional Agenda : Examination of the statement of accounts of the  
World Heritage Fund**

**Accounts of the World Heritage Fund for the financial period 1998-1999**

**SUMMARY**

The Financial Regulations of the World Heritage Fund stipulate that the accounts of the Fund shall be submitted to the General Assembly of the States Parties to the Convention (Article 6, para. 6.4). The present document therefore submits to the General assembly for its approval the accounts of the World Heritage Fund for the financial period ending 31 December 1999.

The accounts of the World Heritage Fund for 2000, approved by the Comptroller, are also set out in the annex to this document.

**Decision required** : the General Assembly is invited to approve the accounts of the World Heritage Fund for the financial period ending 31 December 1999.

**APPROVAL OF FINANCIAL STATEMENTS**


**UNESCO**

**WORLD HERITAGE FUND**

**FOR THE BIENNIUM ENDED 31 DECEMBER 1999**

The appended financial statements I and II (one page each) and Schedule 1.1, accompanied by notes are approved:

Mounir Bouchenaki  
Director a.i, WHC

A handwritten signature in black ink, appearing to read 'Mounir Bouchenaki', written over a horizontal line.

Mark L. Warren  
UNESCO Comptroller

A handwritten signature in black ink, appearing to read 'Mark L. Warren', written over a horizontal line.

## WORLD HERITAGE FUND

STATEMENT OF INCOME AND EXPENDITURE AND CHANGES IN RESERVES AND FUND BALANCES  
FOR THE BIENNIUM ENDED 31 DECEMBER 1999

( EXPRESSED IN US DOLLARS )

		Programme Activities	Earmarked Activities	Emergency Reserve Fund	Total 1998-99	Biennium 1996-97
Income						
Assessed contributions :						
Compulsory		3,998,823			3,998,823	4,113,449
Voluntary		2,386,325			2,386,325	1,926,928
Total assessed contributions		6,385,148			6,385,148	6,040,377
Other income:						
Interest		662,271			662,271	611,884
Earmarked	Note 3		1,115,042		1,115,042	787,245
Other and Non-earmarked	Note 4	39,127			39,127	182,782
Total other income		701,398	1,115,042		1,816,440	1,581,911
Total income		7,086,546	1,115,042		8,201,588	7,622,288
Total expenditure	Schedule 1.1	7,917,388	674,387	907,117	9,498,892	6,648,285
Excess (shortfall) of income over expenditure		(830,842)	440,655	(907,117)	(1,297,304)	974,003
Prior period adjustments						164,686
Net excess (shortfall) of income over expenditure		(830,842)	440,655	(907,117)	(1,297,304)	1,138,689
Savings on prior years' obligations and other adjustments	Note 9	447,955			447,955	282,503
Transfer (to)/from other funds	Note 8	(779,665)	25,205	754,460		
Reserves and fund balances, beginning of the period		5,762,755	106,438	168,696	6,037,889	4,616,697
Reserves and fund balances, end of the period		4,600,203	572,298	16,039	5,188,540	6,037,889

See accompanying notes

UNESCO  
WORLD HERITAGE FUND  
SCHEDULE OF APPROPRIATIONS AND EXPENDITURE  
FOR THE BIENNIUM ENDED 31 DECEMBER 1999  
( EXPRESSED IN US DOLLARS )

	Allocation 1998	Allocation 1999	Total Allocations	Expenditure	Unliquidated Obligations	Total Expenditure	Unobligated Balance
<b>A. Approved budget</b>							
<b>Chapter I</b>							
Attendance of experts to statutory World Heritage meetings	80,000	70,000	150,000	145,235	1,963	147,198	2,802
Extraordinary session of the World Heritage Committee		30,000	30,000	26,489	2,880	29,369	631
Development of an information management system		60,000	60,000	2,979	57,000	59,979	21
Management Review	50,000		50,000	13,876		13,876	36,124
Evaluation of International Assistance		40,000	40,000		39,675	39,675	325
Coordination with other conventions, Programmes, etc	30,000	25,000	55,000	49,199		49,199	5,801
<b>Sub-Total Chapter I</b>	<b>160,000</b>	<b>225,000</b>	<b>385,000</b>	<b>237,778</b>	<b>101,518</b>	<b>339,296</b>	<b>45,704</b>
<b>Chapter II</b>							
Global Strategy	243,000	213,000	456,000	313,225	88,376	401,601	54,399
Advisory Services							
ICOMOS	327,000	407,000	734,000	657,000	77,000	734,000	
IUCN	237,750	325,000	562,750	537,750	25,000	562,750	
Others	40,000	30,000	70,000	34,257	13,704	47,961	22,039
<b>Sub-Total Chapter II</b>	<b>847,750</b>	<b>975,000</b>	<b>1,822,750</b>	<b>1,542,232</b>	<b>204,080</b>	<b>1,746,312</b>	<b>76,438</b>
<b>Chapter III</b>							
<b>Preparatory assistance</b>							
Global							
Africa	58,700	57,200	116,900	83,185	32,424	115,609	291
Arab States	74,900	45,000	119,900	80,754	20,752	101,506	18,394
Europe	66,500	65,000	131,500	96,465	15,000	111,465	20,035
Asia & Pacific	68,600	97,800	166,400	94,528	30,504	125,032	41,368
Latin America and the Caribbean	31,300	35,000	66,300	61,767	4,500	66,267	33
<b>Total Preparatory assistance</b>	<b>300,000</b>	<b>300,000</b>	<b>600,000</b>	<b>416,699</b>	<b>103,180</b>	<b>519,879</b>	<b>80,121</b>
<b>Technical Cooperation</b>							
Global	25,000	43,000	68,000	44,000	17,626	61,626	6,374
Africa	156,800	217,800	374,600	180,609	135,753	316,362	58,238
Arab States	157,700	237,000	394,700	249,780	35,067	284,847	109,853
Europe	168,800	255,500	424,300	293,067	64,051	357,118	67,182
Asia & Pacific	365,300	216,200	581,500	409,244	114,960	524,204	57,296
Latin America and the Caribbean	158,900	250,500	409,400	283,144	123,486	406,630	2,770
<b>Total Technical cooperation</b>	<b>1,032,500</b>	<b>1,220,000</b>	<b>2,252,500</b>	<b>1,459,844</b>	<b>490,943</b>	<b>1,950,787</b>	<b>301,713</b>
<b>Training</b>							
Global	82,500	90,000	172,500	138,440	33,711	172,151	349
Africa	221,000	200,000	421,000	272,414	127,442	399,856	21,144
Arab States	150,000	160,000	310,000	115,853	99,541	215,394	94,606
Europe	127,000	131,000	258,000	184,461	25,284	209,745	48,255
Asia & Pacific	258,500	150,000	408,500	307,874	73,781	381,655	26,845
Latin America and the Caribbean	143,500	250,000	393,500	259,861	94,605	354,466	39,034
<b>Total Training</b>	<b>982,500</b>	<b>981,000</b>	<b>1,963,500</b>	<b>1,278,903</b>	<b>454,364</b>	<b>1,733,267</b>	<b>230,233</b>
<b>Support to promotional activities at sites</b>	<b>125,000</b>	<b>100,000</b>	<b>225,000</b>	<b>197,859</b>	<b>27,653</b>	<b>225,512</b>	<b>(512)</b>
<b>Sub-Total Chapter III</b>	<b>2,440,000</b>	<b>2,601,000</b>	<b>5,041,000</b>	<b>3,353,305</b>	<b>1,076,140</b>	<b>4,429,445</b>	<b>611,555</b>
<b>Chapter IV</b>							
Reactive monitoring	120,000	195,000	315,000	241,725	59,008	300,733	14,267
Preparation of methodology	25,000	15,000	40,000	14,809		14,809	25,191
Support to States Parties for periodic reporting							
Africa	65,000	60,000	125,000	96,996	12,335	109,331	15,669
Arab States	35,000	45,000	80,000	77,290		77,290	2,710
Europe	25,000	40,000	65,000	57,762	5,755	63,517	1,483
Asia & Pacific	45,000	60,000	105,000	62,734	41,933	104,667	333
Latin America and the Caribbean	45,000	50,000	95,000	47,844	6,446	54,290	40,710
<b>Sub-Total Chapter IV</b>	<b>360,000</b>	<b>465,000</b>	<b>825,000</b>	<b>599,160</b>	<b>125,477</b>	<b>724,637</b>	<b>100,363</b>
<b>Chapter V</b>							
Documentation	38,000	35,000	73,000	69,731	2,606	72,337	663
Information material	165,000	155,000	320,000	256,254	34,101	290,355	29,645
Production of Explanatory Note		20,000	20,000		6,326	6,326	13,674
Internet and WHIN	70,000	75,000	145,000	122,212	5,992	128,204	16,796
Medias and publishers	10,000	10,000	20,000	10,704	10,000	20,704	(704)
Education	70,000	90,000	160,000	156,581	3,191	159,772	228
<b>Sub-total Chapter V</b>	<b>353,000</b>	<b>385,000</b>	<b>738,000</b>	<b>615,482</b>	<b>62,216</b>	<b>677,698</b>	<b>60,302</b>
<b>Total A.</b>	<b>4,160,750</b>	<b>4,661,000</b>	<b>8,811,750</b>	<b>6,347,967</b>	<b>1,569,431</b>	<b>7,917,398</b>	<b>894,362</b>
<b>B. Earmarked activities</b>							
Promotional	208,048	97,421	305,469	123,758	14,142	137,900	167,569
Other	353,022	588,194	941,216	433,749	102,738	536,487	404,729
<b>Total B.</b>	<b>561,070</b>	<b>685,615</b>	<b>1,246,685</b>	<b>557,507</b>	<b>116,880</b>	<b>674,387</b>	<b>572,298</b>
<b>C. Emergency reserve fund</b>							
<b>TOTAL ( A+B+C )</b>	<b>5,221,820</b>	<b>5,759,771</b>	<b>10,961,591</b>	<b>7,491,345</b>	<b>2,007,547</b>	<b>9,498,892</b>	<b>1,462,699</b>

## UNESCO

## WORLD HERITAGE FUND

STATEMENT OF ASSETS, LIABILITIES, RESERVES AND FUND BALANCES  
AS AT 31 DECEMBER 1999

( EXPRESSED IN US DOLLARS )

	Reference	<u>1999</u>	<u>1997</u>
<b>Assets:</b>			
Cash and term deposits	Note 5	5,721,754	5,622,572
Compulsory assessed contributions receivable from states parties	Note 6	<u>1,986,397</u>	<u>2,151,228</u>
<b>Total Assets</b>		<u>7,708,151</u>	<u>7,773,800</u>
<b>Liabilities:</b>			
Unliquidated obligations - current year		2,007,547	1,411,403
Unliquidated obligations - prior years		<u>491,717</u>	<u>307,780</u>
<b>Total unliquidated obligations</b>		2,499,264	1,719,183
Contributions received in advance		20,347	7,828
Other liabilities			8,900
<b>Total liabilities</b>		<u>2,519,611</u>	<u>1,735,911</u>
<b>Reserves and fund balances:</b>			
Contingency reserve	Note 7	2,000,000	2,000,000
Emergency reserve fund	Note 8	16,039	168,696
Earmarked activities	Note 3/8	572,298	106,438
Operating reserves		<u>2,600,203</u>	<u>3,762,755</u>
<b>Total reserves and fund balances</b>		<u>5,188,540</u>	<u>6,037,889</u>
<b>Total liabilities, reserves and fund balances</b>		<u><u>7,708,151</u></u>	<u><u>7,773,800</u></u>

## Statement of Compulsory Contributions as at 31 December 1999 / Etat des contributions obligatoires au 31 decembre 1999

( Expressed in US Dollars / Exprimé en Dollars EU )

States Parties	Total unpaid (Advance) contributions as at / Contributions impayées (avances) au 31/12/99	Contributions 1999	Collections Between / Sommes reçues entre 1/1/99- 31/12/99	Unpaid contributions prior years / contributions impayées années antérieures	Unpaid (Advance) contributions / Contributions impayées (avances) 1999	Total unpaid contributions as at / Contributions impayées au 31/12/99	Advance Contributions as at / Contributions (avances) au 31/12/99	Total unpaid (Advance) contributions as at / Contributions impayées (avances) au 31/12/99	Etats Parties
----------------	---	--------------------	--	--	--	---	---	---	---------------

## COMPULSORY ( ARTICLE 16[1] )

## OBLIGATOIRE ( ARTICLE 16[1] )

Afghanistan	3,078	109		3,078	109	3,187		3,187	Afghanistan
Albania	15	109		15	109	124		124	Albanie
Algeria	4,163	3,416	7,579						Algérie
Andorra		136	136						Andorre
Angola	356	353	3,116				(2,407)	(2,407)	Angola
Antigua and Barbuda	2,946	81		2,946	81	3,027		3,027	Antigua-et-Barbuda
Argentina	(5,854)	37,174	31,320						Argentine
Armenia	949	407	1,356						Arménie
Australia		53,793	53,793						Australie
Austria	33,348	34,163	67,511						Autriche
Azerbaijan	654	786	2,095				(655)	(655)	Azerbaïdjan
Bahrain		624	624						Bahreïn
Bangladesh		353	353						Bangladesh
Belarus	42,538	2,983	42,530	8	2,983	2,991		2,991	Bélarus
Belgium	23,520	40,046	75,177				(11,611)	(11,611)	Belgique
Belize		27	27						Belize
Benin	81	81	182						Bénin
Bolivia		244			244	244		244	Bolivie
Bosnia and Herzegovina	2,940	190	1,198	1,742	190	1,932		1,932	Bosnie-Herzégovine
Botswana	353	353	352	1	353	354		354	Botswana
Burkina Faso	3,266	81		3,266	81	3,347		3,347	Burkina Faso
Burundi	4,136	27		4,136	27	4,163		4,163	Burundi
Cambodia		27	27						Cambodge
Cameroon	3,855	461	4,316						Cameroun
Canada		99,967	99,967						Canada
Central African Republic	4,389	27		4,389	27	4,416		4,416	République centrafricaine
Chad		27			27	27		27	Chad
Chile	4,040	4,745	8,785						Chili
China	(1)	35,330	35,329						Chine
Colombia	(308)	3,959	3,651						Colombie
Congo	3,112	109		3,112	109	3,221		3,221	Congo
Costa Rica	953	569	1,522						Coste Rica
Côte d'Ivoire	1,176	325	1,501						Côte d'Ivoire

## Statement of Compulsory Contributions as at 31 December 1999 / Etat des contributions obligatoires au 31 decembre 1999

( Expressed in US Dollars / Exprimé en Dollars EU )

States Parties	Total unpaid (Advance) contributions as at / Contributions impayées (avances) au 31/12/99	Contributions 1999	Collections Between / Sommes reçues entre 1/1/99- 31/12/99	Unpaid contributions prior years / contributions impayées années antérieures	Unpaid (Advance) contributions / Contributions impayées (avances) 1999	Total unpaid contributions as at / Contributions impayées au 31/12/99	Advance Contributions as at / Contributions (avances) au 31/12/99	Total unpaid (Advance) contributions as at / Contributions impayées (avances) au 31/12/99	Etats Parties
Croatia	2,006	1,301	3,307						Croatie
Cuba	(230)	949	719						Cuba
Cyprus		1,247	1,247						Chypre
Czech Republic		4,392	4,392						République tchèque
Democratic People's Republic of Korea	1,112	678		1,112	678	1,790		1,790	République populaire démocratique de Corée
Democratic Republic of the Congo	1,013	244	1,257						République démocratique du Congo
Dominica		27	29				(2)	(2)	Dominique
Dominican Republic	569	542		569	542	1,111		1,111	République dominicaine
Ecuador	786	732	786		732	732		732	Equateur
Egypt	2,467	2,359	4,826						Egypte
El Salvador		434	434						El Salvador
Estonia	(30)	542	542				(30)	(30)	Estonie
Ethiopia		217			217	217		217	Ethiopie
Fiji	187	136	187		136	136		136	Fidji
Finland		19,684	19,684						Finlande
Gabon	7,139	542		7,139	542	7,681		7,681	Gabon
Gambia	769	27	796						Gambie
Georgia	2,047	678		2,047	678	2,725		2,725	Géorgie
Ghana	244	244		244	244	488		488	Ghana
Greece	(48)	12,743	12,695						Grèce
Grenada		27			27	27		27	Grenade
Guatemala	3,432	651	4,083						Guatemala
Guinea	124	109	466				(233)	(233)	Guinée
Guyana	67	27		67	27	94		94	Guyana
Haiti		81			81	81		81	Haiti
Honduras	136	109		136	109	245		245	Honduras
Hungary		4,365	4,365						Hongrie
Iceland		1,166	1,139		27	27		27	Islande
India	10,873	10,845	21,108		610	610		610	Inde
Indonesia	992	6,670	7,647		15	15		15	Indonésie

## Statement of Compulsory Contributions as at 31 December 1999 / Etat des contributions obligatoires au 31 decembre 1999

( Expressed in US Dollars / Exprimé en Dollars EU )

States Parties	Total unpaid (Advance) contributions as at / Contributions impayées (avances) au 31/12/99	Contributions 1999	Collections Between / Sommes reçues entre 1/1/99- 31/12/99	Unpaid contributions prior years / contributions impayées années antérieures	Unpaid (Advance) contributions / Contributions impayées (avances) 1999	Total unpaid contributions as at / Contributions impayées au 31/12/99	Advance Contributions as at / Contributions (avances) au 31/12/99	Total unpaid (Advance) contributions as at / Contributions impayées (avances) au 31/12/99	Etats Parties
Iran, Islamic Republic of	204,039	6,994	32,634	171,405	6,994	178,399		178,399	Iran, République Islamique d'
Iraq	42,094	1,626		42,094	1,626	43,720		43,720	Irak
Ireland	7,944	8,134	16,078						Irlande
Italy	(1)	197,168	197,167						Italie
Jamaica	(35)	217	182						Jamaïque
Japan		677,834	677,834						Japon
Jordan	273	217	490						Jordanie
Kazakhstan	27,129	2,386	29,515						Kazakhstan
Kenya	(190)	244	54						Kenya
Kyrgyzstan	2,838	298	3,100		36	36		36	Kirghizistan
Leo People's Democratic Republic		27			27	27		27	République démocratique populaire lao
Latvia	1,627	868	2,495						Lettonie
Lebanon		569	569						Liban
Libyan Arab Jamahirya	81,563	4,799		81,563	4,799	86,362		86,362	Jamahirya arabe libyenne
Lithuania		786	786						Lithuanie
Luxembourg		2,467	2,467						Luxembourg
Madagascar		109	97		12	12		12	Madagascar
Malawi	81	81	162						Malawi
Malaysia	11,184	6,534	6,534	4,650	6,534	11,184		11,184	Malaysia
Maldives		27			27	27		27	Maldives
Mali	480	81		480	81	561		561	Mali
Malta		515			515	515		515	Malte
Mauritania	(621)	27					(594)	(594)	Mauritanie
Mauritius	(696)	325					(371)	(371)	Maurice
Mexico		35,573	37,000				(1,427)	(1,427)	Mexique
Monaco		136	136						Monaco
Mongolia	260	81	341						Mongolie
Morocco		1,491	1,491						Maroc
Mozambique		27	27						Mozambique
Myanmar	325	298	623						Myanmar
Nepal	(261)	136					(125)	(125)	Népal
Netherlands	9	59,189	29,604	9	29,585	29,594		29,594	Pays-Bas
New Zealand		8,026	8,026						Nouvelle-Zélande



# **World Heritage Fund**

## **Notes to the Financial Statements for the biennium ended 31 December 1999**

---

### **1. Objectives**

The World Heritage Fund (WHF) was established as a Trust Fund of the United Nations Education, Scientific and Cultural Organization (UNESCO) further to the adoption on 16 November 1972 of the convention for the Protection of World Cultural and Natural Heritage by the seventeenth session of the General Conference of UNESCO, with the objective of complementing the protection of cultural and natural heritage of outstanding and universal value. An intergovernmental committee, called the World Heritage Committee, was established by the same Convention to decide on the use of the resources of the WHF. The Committee is assisted by a Secretariat appointed by the Director-General of UNESCO.

### **2. Significant accounting policies**

#### **a) Financial Statements**

The WHF financial statements are maintained in accordance with the special financial regulations of the WHF as noted by the Executive Board of UNESCO at its ninety-third session. They are presented in United States dollars (US dollars).

#### **b) Appropriations**

Appropriations represent amounts that have been approved by the World Heritage Committee for different programme elements, which can be spent for the purpose for which they have been voted, to the extent that funds are available.

#### **c) Income**

Income is recognized on an accrual basis of accounting except for voluntary assessed and other contributions which are recognized only when funds are received.

#### **d) Expenditure**

Expenditure, which includes amounts for goods supplied and services rendered in the financial period as well as amounts for legal obligations of the financial period are recorded on an accrual basis of accounting.

#### **e) Translation of Foreign Currencies**

Transactions carried out during the period in currencies other than US dollars are translated to US dollars using the United Nations operational rate of exchange at the date of the transaction. At the year end, accounts expressed in currencies other than US dollars are translated at the UN operational rate of exchange then prevailing.

### **3. Earmarked income**

Earmarked income relates to contributions received from donors for specific purposes. This income is used for project expenditures pertaining to the purpose of the donor's contribution. At the end of an earmarked project, any remaining balance is transferred to the operating reserves of the WHF, if desired by the donor.

### **4. Non-earmarked income**

Non-earmarked income relates to contributions to the WHF which have no specific purpose. Funds so received are transferred to the operating reserve.

### **5. Cash and term deposits**

These deposits, are principally term deposits that are pooled with other UNESCO Special Accounts and Trust Funds. The average interest rate earned by these pooled term deposits was approximately 5.5 %.

### **6. Compulsory assessed contributions receivable**

Of the balance of \$ 1 986 397 due by States Parties at 31 December 1999, \$ 130 339 relate to 1999 assessments and \$ 1 856 058 to earlier years.

### **7. Contingency reserve**

A contingency reserve of \$ 2 000 000 has been maintained in accordance with the decision of the World Heritage Committee meeting at its seventeenth session.

### **8. Transfer (to)/from other funds**

#### **a) Emergency Reserve Fund**

In accordance with Financial Regulation, Article 5.1, a reserve fund for emergency assistance has been maintained and as agreed by the twenty-first session of the World Heritage Committee an amount of \$ 331 304 was transferred from the operating reserves to replenish the emergency reserve fund to \$ 500 000 at 1 January 1998. An amount of \$ 423 156 was transferred on 1 January 1999 to replenish the emergency relief fund to \$ 600 000 as agreed by the twenty-second session of the World Heritage Committee, with another amount of \$ 583 961 to be transferred on 1 January 2000.

#### **b) Earmarked Activities**

An amount of \$ 25 205 was transferred in 1998 from operating reserves to cover a shortfall for the secondment of Mr. Milne. The operating reserves will be re-credited once the donor re-imburses the fund.

Statement of Compulsory Contributions as at 31 December 1999 / Etat des contributions obligatoires au 31 decembre 1999

( Expressed in US Dollars / Exprimé en Dollars EU )

States Parties	Total unpaid (Advance) contributions as at / Contributions impayées (avances) au 31/12/99	Contributions 1999	Collections Between / Sommes reçues entre 1/1/99- 31/12/99	Unpaid contributions prior years / contributions impayées années antérieures	Unpaid (Advance) contributions / Contributions impayées (avances) 1999	Total unpaid contributions as at / Contributions impayées au 31/12/99	Advance Contributions as at / Contributions (avances) au 31/12/99	Total unpaid (Advance) contributions as at / Contributions impayées (avances) au 31/12/99	Etats Parties
Nicaragua	1,466	27	1,466		27	27		27	Nicaragua
Niger	452	81	533						Niger
Nigeria	2,494	1,464	3,958						Nigeria
Oman		1,844	1,844						Oman
Pakistan	2,142	2,142	2,142		2,142	2,142		2,142	Pakistan
Panama		481	481						Panama
Papua New Guinea	244	244		244	244	488		488	Papouasie-Nouvelle-Guinée
Paraguay	5,949	515		5,949	515	6,464		6,464	Paraguay
Peru	2,762	3,443	6,205						Pérou
Philippines	1,327	2,901	4,228						Philippines
Poland		7,510	7,510						Pologne
Portugal		15,129	16,132				(1,003)	(1,003)	Portugal
Qatar		1,193			1,193	1,193		1,193	Qatar
Republic of Korea	9	36,088	36,057		40	40		40	République de Corée
Romania	(1,697)	2,440			743	743		743	Roumanie
Russian Federation	1,420,606	53,983		1,420,606	53,983	1,474,589		1,474,589	Fédération de Russie
Saint Kitts and Nevis	398	27	425						Saint-Kitts-et-Nevis
Saint Lucia	27	27	54						Sainte-Lucie
San Marino		81			81	81		81	Saint-Marin
Saudi Arabia		20,660	20,660						Arabie saoudite
Senegal	569	217		569	217	786		786	Sénégal
Seychelles	1,478	81		1,478	81	1,559		1,559	Seychelles
Slovakia		1,410	1,410						Slovaquie
Slovenia		2,223	2,223						Slovénie
Solomon Islands		27			27	27		27	Iles Salomon
South Africa	24,510	13,286	37,796						Afrique du Sud
Spain		93,975	93,975						Espagne
Sri Lanka	(983)	434	434				(983)	(983)	Sri Lanka
Sudan	1,067	244	1,067		244	244		244	Soudan
Suriname	507	136		507	136	643		643	Suriname
Sweden		39,342	39,342						Suède
Switzerland	(2)	44,115	44,113						Suisse

## Statement of Compulsory Contributions as at 31 December 1999 / Etat des contributions obligatoires au 31 decembre 1999

( Expressed in US Dollars / Exprimé en Dollars EU )

States Parties	Total unpaid (Advance) contributions as at / Contributions impayées (avances) au 31/12/99	Contributions 1999	Collections Between / Sommes reçues entre 1/1/99- 31/12/99	Unpaid contributions prior years / contributions impayées années antérieures	Unpaid (Advance) contributions / Contributions impayées (avances) 1999	Total unpaid contributions as at / Contributions impayées au 31/12/99	Advance Contributions as at / Contributions (avances) au 31/12/99	Total unpaid (Advance) contributions as at / Contributions impayées (avances) au 31/12/99	Etats Parties
Syrian Arab Republic		2,332	2,332						République arabe syrienne
Tajikistan	147	190		147	190	337		337	Tadjikistan
Thailand	2,360	6,073	8,433						Thaïlande
The Former Yugoslav Republic of Macedonia	1,745	136	1,881						L'ex-République Yougoslave de Macédoine
Togo	81	27		81	27	108		108	Togo
Tonga	27	27		27	27	54		54	Tonga
Tunisia		1,030	1,936				(906)	(906)	Tunisie
Turkey		15,970	15,970						Turquie
Turkmenistan	1,655	298	1,943		10	10		10	Turkménistan
Uganda	124	136	260						Ouganda
Ukraine	24,087	10,954	35,041						Ukraine
United Kingdom		184,751	184,751						Royaume-Uni
United Republic of Tanzania		109	109						République-Unie de Tanzanie
Uruguay	1,735	1,735		1,735	1,735	3,470		3,470	Uruguay
Uzbekistan	43,097	1,356		43,097	1,356	44,453		44,453	Ouzbékistan
Venezuela		6,399			6,399	6,399		6,399	Venezuela
Viet Nam	353	244	597						Viet Nam
Yemen	353	353	336	17	353	370		370	Yémen
Yugoslavia	43,573	1,247		43,573	1,247	44,820		44,820	Yougoslavie
Zambia	3,820	81		3,820	81	3,901		3,901	Zambie
Zimbabwe	325	325	650						Zimbabwe
<b>TOTAL</b>	<b>2,132,209</b>	<b>1,989,663</b>	<b>2,155,822</b>	<b>1,856,058</b>	<b>130,339</b>	<b>1,986,397</b>	<b>(20,347)</b>	<b>1,966,050</b>	<b>TOTAL</b>

## UNESCO

## WORLD HERITAGE FUND

STATEMENT OF INCOME AND EXPENDITURE AND CHANGES IN RESERVES AND FUND BALANCES  
AS AT 31 DECEMBER 2000

(EXPRESSED IN US DOLLARS)

	Programme Activities	Earmarked Activities	Emergency Reserve Fund	Total at 31.12.2000	31.12.1999
<b>INCOME</b>					
<b>Assessed contributions:</b>					
Complusory	2,001,346			2,001,346	1,989,663
Voluntary	1,116,099			1,116,099	1,258,425
<b>Total assessed contributions</b>	<b>3,117,445</b>	<b>-</b>	<b>-</b>	<b>3,117,445</b>	<b>3,248,088</b>
<b>Other income:</b>					
Interest	370,858			370,858	301,763
Earmarked		406,077		406,077	685,615
Other and Non-earmarked	8,070			8,070	7,600
<b>Total other income</b>	<b>378,928</b>	<b>406,077</b>	<b>-</b>	<b>785,005</b>	<b>994,978</b>
<b>TOTAL INCOME</b>	<b>3,496,373</b>	<b>406,077</b>	<b>-</b>	<b>3,902,450</b>	<b>4,243,066</b>
<b>TOTAL EXPENDITURE</b>	<b>4,332,243</b>	<b>407,396</b>	<b>460,146</b>	<b>5,199,785</b>	<b>5,182,601</b>
	Schedule 1.1				
<b>EXCESS (SHORTFALL) OF INCOME OVER EXPENDITURE</b>	<b>- 835,870</b>	<b>- 1,319</b>	<b>- 460,146</b>	<b>- 1,297,335</b>	<b>- 939,535</b>
Savings on prior years' obligations and other adjustments	204,704			204,704	278,769
Transfer (to)/ from other funds	- 583,961		583,961	-	
Reserves and fund balances, beginning of the period	4,600,203	572,299	16,039	5,188,541	5,849,306
<b>Reserves and fund balances, end of the period</b>	<b>3,385,076</b>	<b>570,979</b>	<b>139,854</b>	<b>4,095,909</b>	<b>5,188,540</b>

**UNESCO**  
**WORLD HERITAGE FUND**  
**SCHEDULE OF APPROPRIATIONS AND EXPENDITURE**  
**AS AT 31 DECEMBER 2000**  
**(EXPRESSED IN US DOLLARS)**

	Allocation	Disbursements	Unliquidated Obligations	Total Expenditure	Unobligated Balance
<b>Approved budget</b>					
<b>Chapter I</b>					
Attendance of experts to statutory World Heritage meetings	60,000	49,784	10,215	59,999	1
Working Group for Strategic Planning	10,000	8,272	-	8,272	1,728
Working Group on revision of Operational guidelines	15,000	13,029	1,834	14,863	137
Development of an information management system	114,000	45,608	68,380	113,987	13
Evaluation of International Assistance	40,000	1,634	-	1,634	38,366
Coordination with other conventions, programmes etc	25,000	18,664	1,492	20,156	4,844
<b>Sub-Total Chapter I</b>	<b>264,000</b>	<b>136,991</b>	<b>81,921</b>	<b>218,912</b>	<b>45,088</b>
<b>Chapter II</b>					
Global Strategy	278,000	92,636	131,480	224,116	53,884
Advisory Services					
ICOMOS	495,000	425,000	70,000	495,000	-
IUCN	355,000	175,000	180,000	355,000	-
Others	20,000	6,826	1,500	8,326	11,674
<b>Sub-Total Chapter II</b>	<b>1,148,000</b>	<b>699,462</b>	<b>382,980</b>	<b>1,082,443</b>	<b>65,557</b>
<b>Chapter III</b>					
Preparatory assistance					
Global				-	-
Africa	169,633	128,350	37,281	165,631	4,002
Arab States	34,500	32,500	2,000	34,500	-
Asia & Pacific	96,362	20,503	25,147	45,650	50,712
Latin America and the Caribbean	24,505	-	24,505	24,505	-
<b>Total Preparatory Assistance</b>	<b>325,000</b>	<b>181,353</b>	<b>88,933</b>	<b>270,286</b>	<b>54,714</b>
Technical cooperation					
Global	297,254	58,658	23,767	82,425	214,829
Africa	262,600	68,120	112,537	180,657	81,943
Arab States	165,000	97,038	51,905	148,943	16,057
Europe	187,178	62,391	92,178	154,569	32,609
Asia & Pacific	151,893	62,990	51,223	114,213	37,680
Latin America and the Caribbean	181,075	102,698	72,237	174,936	6,139
<b>Total Technical cooperation</b>	<b>1,245,000</b>	<b>451,895</b>	<b>403,848</b>	<b>855,744</b>	<b>389,256</b>
Training					
Global	175,620	63,580	109,840	173,420	2,200
Africa	184,460	98,548	79,854	178,402	6,058
Arab States	115,000	71,000	9,000	80,000	35,000
Europe	33,840	20,000	13,840	33,840	-
Asia & Pacific	275,780	92,385	182,345	274,730	1,050
Latin America and the Caribbean	195,300	94,637	98,945	193,582	1,718
<b>Total Training</b>	<b>980,000</b>	<b>440,150</b>	<b>493,824</b>	<b>933,974</b>	<b>46,026</b>
Support to promotional activities at sites	80,000	30,927	43,421	74,347	5,653
<b>Sub-Total Chapter III</b>	<b>2,630,000</b>	<b>1,104,325</b>	<b>1,030,026</b>	<b>2,134,351</b>	<b>495,649</b>
<b>Chapter IV</b>					
Relative monitoring	262,500	169,126	93,339	262,465	35
Preparation of methodology	22,500	1,407	16,000	17,407	5,093
Support to States Parties for periodic reporting					
Global	35,000	32,210	1,595	33,804	1,196
Africa	77,000	25,179	51,196	76,375	625
Arab States	100,000	98,228	1,767	99,995	5
East and Central Europe	20,000	-	-	-	20,000
Europe	15,000	14,582	331	14,913	87
Asia & Pacific	55,000	32,404	22,331	54,735	265
Latin America and the Caribbean	35,000	7,782	24,319	32,101	2,899
<b>Sub-Total Chapter IV</b>	<b>622,000</b>	<b>380,917</b>	<b>210,879</b>	<b>591,795</b>	<b>30,205</b>
<b>Chapter V</b>					
Documentation	38,000	34,250	3,750	38,000	-
Information material	140,000	91,174	43,694	134,868	5,132
Internet and WHIN	70,000	54,384	12,266	66,650	3,350
Medias and publishers	8,000	6,023	1,472	7,495	505
Education	80,000	31,230	26,500	57,730	22,270
<b>Sub-Total Chapter V</b>	<b>336,000</b>	<b>217,061</b>	<b>87,682</b>	<b>304,743</b>	<b>31,257</b>
<b>Total A.</b>	<b>5,000,000</b>	<b>2,538,766</b>	<b>1,793,488</b>	<b>4,332,243</b>	<b>667,767</b>
<b>Earmarked activities</b>					
Promotional	305,469	53,066	6,965	60,031	245,438
Other	535,425	295,739	51,626	347,364	188,061
<b>Total B.</b>	<b>840,894</b>	<b>348,805</b>	<b>58,591</b>	<b>407,396</b>	<b>433,498</b>
<b>Emergency reserve fund</b>					
	600,000	218,636	241,510	460,146	139,854
<b>TOTAL (A + B + C)</b>	<b>6,440,894</b>	<b>3,106,196.53</b>	<b>2,093,589</b>	<b>5,199,785</b>	<b>1,241,109</b>

**9. Savings on prior periods' obligations**

The savings on prior periods' obligation represent the difference between the unliquidated obligation balance at the end of the prior period less the disbursements against the same obligation made during the current period when the obligation was liquidated.

**10. Staff cost contribution**

In the biennium UNESCO's Regular Programme provided services without charge to the World Heritage Fund of \$ 3 428 043 in respect of the Secretariat administering the World Heritage Fund.


**APPROVAL OF FINANCIAL STATEMENTS**


**UNESCO**

**WORLD HERITAGE FUND**

**FOR THE YEAR-ENDED 31 DECEMBER 2000**

The appended financial statements I and II (one page each) and Schedule 1.1, are approved.

 Francesco Bandarin  
Director, WHC

---

For the Comptroller  
D. Notari  
Deputy Comptroller

---



## UNESCO

## WORLD HERITAGE FUND

STATEMENT OF ASSETS, LIABILITIES, RESERVES AND FUND BALANCES  
AS AT 31 DECEMBER 2000

(EXPRESSED IN US DOLLARS)

	<u>31.12.2000</u>	<u>31.12.1999</u>
Assets:		
Cash and term deposits	4,826,039	5,721,754
Compulsory assessed contributions receivable from states parties	<u>2,073,657</u>	<u>1,986,397</u>
<b>Total Assets</b>	<b><u>6,899,696</u></b>	<b><u>7,708,151</u></b>
Liabilities:		
Unliquidated obligations - current year	2,093,589	2,007,547
Unliquidated obligations - prior years	<u>703,444</u>	<u>491,717</u>
Total unliquidated obligations	2,797,033	2,499,264
Contributions received in advance	6,754	20,347
<b>Total liabilities</b>	<b><u>2,803,787</u></b>	<b><u>2,519,611</u></b>
Reserves and fund balances:		
Contingency reserve	2,000,000	2,000,000
Emergency reserve fund	139,854	16,039
Earmarked activities	570,979	572,298
Operating reserves	<u>1,385,076</u>	<u>2,600,203</u>
<b>Total reserves and fund balances</b>	<b><u>4,095,909</u></b>	<b><u>5,188,540</u></b>
<b>Total liabilities, reserves and fund balances</b>	<b><u><u>6,899,696</u></u></b>	<b><u><u>7,708,151</u></u></b>

Statement of Compulsory Contributions as at 31 December 2000 / Etat des contributions obligatoires au 31 Décembre 2000

( Expressed in US Dollars / Exprimé en Dollars EU )

States Parties	Total unpaid (Advance) contributions as at / Contributions Impayées (avances) au 31/12/99	Contributions 2000	Collections Between / Sommes reçues entre 1/1/00 - 31/12/00	Unpaid contributions prior years / contributions impayées années antérieures	Unpaid (Advance) contributions / Contributions Impayées (avances) 2000	Total unpaid contributions as at / Contributions Impayées au 31/12/00	Advance Contributions as at / Contributions (avances) au 31/12/00	Total unpaid (Advance) contributions as at / Contributions Impayées (avances) au 31/12/00	Etats Parties
<b>COMPULSORY ( ARTICLE 16[1] )</b>									
<b>OBLIGATOIRE ( ARTICLE 16[1] )</b>									
Afghanistan	3 187	108		3 187	108	3 295		3 295	Afghanistan
Albania	124	108		124	108	232		232	Albanie
Algeria		3 157	3 142		15	15		15	Algérie
Andorra		136	136						Andorre
Angola	-2 407	381					-2 026	-2 026	Angola
Antigua and Barbuda	3 027	82		3 027	82	3 109		3 109	Antigua-et-Barbuda
Argentina		40 610	40 610						Argentine
Armenia		218			218	218		218	Arménie
Australia		54 600	54 600						Australie
Austria		34 703	34 703						Autriche
Azerbaijan	-655	408					-247	-247	Azerbaïdjan
Bahrain		626	626						Bahreïn
Bangladesh		381	381						Bangladesh
Belarus	2 991	2 095		2 991	2 095	5 086		5 086	Bélarus
Belgium	-11 611	40 664			29 053	29 053		29 053	Belgique
Belize		28	28						Bélice
Benin		82			82	82		82	Bénin
Bolivia	244	245		244	245	489		489	Bolivie
Bosnia and Herzegovina	1 932	190		1 932	190	2 122		2 122	Bosnie-Herzégovine
Botswana	354	381	735						Botswana
Burkina Faso	3 347	82		3 347	82	3 429		3 429	Burkina Faso
Burundi	4 163	28		4 163	28	4 191		4 191	Burundi
Cambodia		28	28						Cambodge
Cameroon		490			490	490		490	Cameroon
Canada		100 626	100 626						Canada
Central African Republic	4 416	28		4 416	28	4 444		4 444	République centrafricaine
Chad	27	28	55						Chad
Chile		5 008	5 008						Chili
China		36 636	36 636						Chine
Colombia		4 028	3 959		69	69		69	Colombie
Congo	3 221	108		3 221	108	3 329		3 329	Congo
Costa Rica		599			599	599		599	Costa Rica

Statement of Compulsory Contributions as at 31 December 2000 / Etat des contributions obligatoires au 31 Décembre 2000

( Expressed in US Dollars / Exprimé en Dollars EU )

States Parties	Total unpaid (Advance) contributions as at / Contributions Impayées (avances) au 31/12/99	Contributions 2000	Collections Between / Sommes reçues entre 1/1/00 - 31/12/00	Unpaid contributions prior years / contributions Impayées années antérieures	Unpaid (Advance) contributions / Contributions Impayées (avances) 2000	Total unpaid contributions as at / Contributions Impayées au 31/12/00	Advance Contributions as at / Contributions (avances) au 31/12/00	Total unpaid (Advance) contributions as at / Contributions Impayées (avances) au 31/12/00	Etats Parties
Côte d'Ivoire		326			326	326		326	Côte d'Ivoire
Croatia		1 116			1 116	1 116		1 116	Croatie
Cuba		898	898						Cuba
Cyprus		1 252	1 252						Chypre
Czech Republic		3 946	3 946						République tchèque
Democratic People's Republic of Korea	1 790	544	2 334						République populaire démocratique de Corée
Democratic Republic of the Congo		245			245	245		245	République démocratique du Congo
Dominica	-2	28	26						Dominique
Dominican Republic	1 111	544	1 655						République dominicaine
Ecuador	732	735		732	735	1 467		1 467	Equateur
Egypt		2 395			2 395	2 395		2 395	Egypte
El Salvador		436	436						El Salvador
Estonia	-30	436	406						Estonie
Ethiopia	217	218		217	218	435		435	Ethiopie
Fiji	136	136	178		94	94		94	Fidji
Finland		20 005	20 005						Finlande
Gabon	7 681	544		7 681	544	8 225		8 225	Gabon
Gambia		28	28						Gambie
Georgia	2 725	245	5 954				-2 984	-2 984	Géorgie
Ghana	488	245	733						Ghana
Greece		12 929	12 743		186	186		186	Grèce
Grenada	27	28		27	28	55		55	Grenade
Guatemala		653	653						Guatemala
Guinea	-233	108					-125	-125	Guinée
Guyana	94	28		94	28	122		122	Guyana
Haiti	81	82	163						Haiti
Honduras	245	108		245	108	353		353	Honduras
Hungary		4 410	4 410						Hongrie
Iceland	27	1 170	1 197						Islande
India	610	11 023		610	11 023	11 633		11 633	Inde
Indonesia	15	6 913	6 913		15	15		15	Indonésie

Statement of Compulsory Contributions as at 31 December 2000 / Etat des contributions obligatoires au 31 Décembre 2000

( Expressed in US Dollars / Exprimé en Dollars EU )

States Parties	Total unpaid (Advance) contributions as at / Contributions Impayées (avances) au 31/12/99	Contributions 2000	Collections Between / Sommes reçues entre 1/1/00 - 31/12/00	Unpaid contributions prior years / contributions impayées années antérieures	Unpaid (Advance) contributions / Contributions Impayées (avances) 2000	Total unpaid contributions as at / Contributions Impayées au 31/12/00	Advance Contributions as at / Contributions (avances) au 31/12/00	Total unpaid (Advance) contributions as at / Contributions Impayées (avances) au 31/12/00	Etats Parties
Iran, Islamic Republic of	178 399	5 933		178 399	5 933	184 332		184 332	Iran, République islamique d'
Iraq	43 720	1 170		43 720	1 170	44 890		44 890	Irak
Ireland		8 247	8 247						Irlande
Israel		12 902	12 902						Israël
Italy		200 246	200 246						Italie
Jamaica		218			218	218		218	Jamaïque
Japan		680 459	680 459						Japon
Jordan		218	218						Jordanie
Kazakhstan		1 769	1 769						Kazakhstan
Kenya		245			245	245		245	Kenya
Kiribati		28			28	28		28	Kiribati
Kyrgyzstan	36	218	254						Kirghizistan
Lao People's Democratic Republic	27	28	55						République démocratique populaire lao
Latvia		626	626						Lettonie
Lebanon		599			599	599		599	Liban
Libyan Arab Jamahiriya	86 362	4 572		86 362	4 572	90 934		90 934	Jamahiriyah arabe libyenne
Lithuania		544	544						Lithuanie
Luxembourg		2 504	2 504						Luxembourg
Madagascar	12	108		12	108	120		120	Madagascar
Malawi		82	82						Malawi
Malaysia	11 184	6 751	6 751	4 433	6 751	11 184		11 184	Malaisie
Maldives	27	28	55						Maldives
Mali	561	82		561	82	643		643	Mali
Malta	515	517	517		515	515		515	Malte
Mauritania	-594	28					-566	-566	Mauritanie
Mauritius	-371	326					-45	-45	Maurice
Mexico	-1 427	36 636	35 209						Mexique
Monaco		136	136						Monaco
Mongolia		82	82						Mongolie
Morocco		1 524			1 524	1 524		1 524	Maroc
Mozambique		28	28						Mozambique
Myanmar		300			300	300		300	Myanmar

## Statement of Compulsory Contributions as at 31 December 2000 / Etat des contributions obligatoires au 31 Décembre 2000

( Expressed in US Dollars / Exprimé en Dollars EU )

States Parties	Total unpaid (Advance) contributions as at / Contributions Impayées (avances) au 31/12/99	Contributions 2000	Collections Between / Sommes reçues entre 1/1/00 - 31/12/00	Unpaid contributions prior years / contributions Impayées années antérieures	Unpaid (Advance) contributions / Contributions Impayées (avances) 2000	Total unpaid contributions as at / Contributions Impayées au 31/12/00	Advance Contributions as at / Contributions (avances) au 31/12/00	Total unpaid (Advance) contributions as at / Contributions Impayées (avances) au 31/12/00	Etats Parties
Namibia		245			245	245		245	Namibie
Nepal	-125	136	11						Népal
Netherlands	29 594	60 098	89 692						Pays-Bas
New Zealand		8 138	8 138						Nouvelle-Zélande
Nicaragua	27	28		27	28	55		55	Nicaragua
Niger		82			82	82		82	Niger
Nigeria		1 170			1 170	1 170		1 170	Nigeria
Oman		1 878	1 878						Oman
Pakistan	2 142	2 177		2 142	2 177	4 319		4 319	Pakistan
Panama		490	600				-110	-110	Panama
Papua New Guinea	488	245	498		235	235		235	Papouasie-Nouvelle-Guinée
Paraguay	6 464	517	6 981						Paraguay
Peru		3 647			3 647	3 647		3 647	Pérou
Philippines		2 994	2 800		194	194		194	Philippines
Poland		7 213			7 213	7 213		7 213	Pologne
Portugal	-1 003	15 869	14 866						Portugal
Qatar	1 193	1 225	2 418						Qatar
Republic of Korea	40	37 044	37 084						République de Corée
Romania	743	2 069	2 812						Roumanie
Russian Federation	1 474 589	39 657		1 474 589	39 657	1 514 246		1 514 246	Fédération de Russie
Saint Kitts and Nevis		28	28						Saint- Kitts-et-Nevis
Saint Lucia		28			28	28		28	Sainte-Lucie
San Marino	81	82	163						Saint-Marin
Saudi Arabia		20 686	20 686						Arabie saoudite
Senegal	786	218		786	218	1 004		1 004	Sénégal
Seychelles	1 559	82	1 641						Seychelles
Slovakia		1 279	1 279						Slovaquie
Slovenia		2 259	2 259						Slovénie
Solomon Islands	27	28		27	28	55		55	Iles Salomon
South Africa		13 474			13 474	13 474		13 474	Afrique du Sud
Spain		95 428	95 428						Espagne

Statement of Compulsory Contributions as at 31 December 2000 / Etat des contributions obligatoires au 31 Décembre 2000

( Expressed in US Dollars / Exprimé en Dollars EU )

States Parties	Total unpaid (Advance) contributions as at / Contributions Impayées (avances) au 31/12/99	Contributions 2000	Collections Between / Sommes reçues entre 1/1/00 - 31/12/00	Unpaid contributions prior years / contributions impayées années antérieures	Unpaid (Advance) contributions / Contributions Impayées (avances) 2000	Total unpaid contributions as at / Contributions Impayées au 31/12/00	Advance Contributions as at / Contributions (avances) au 31/12/00	Total unpaid (Advance) contributions as at / Contributions Impayées (avances) au 31/12/00	Etats Parties
Sri Lanka	-983	436					-547	-547	Sri Lanka
Sudan	244	245	489						Soudan
Suriname	643	136	779						Suriname
Sweden		39 739	39 739						Suède
Switzerland		44 747	44 747						Suisse
Syrian Arab Republic		2 368	2 368						République arabe syrienne
Tajikistan	337	136		337	136	473		473	Tadjikistan
Thailand		6 260	6 037		223	223		223	Thaïlande
The Former Yugoslav Republic of Macedo		136	136						L'ex-République Yougoslave de Macédoine
Togo	108	28	108		28	28		28	Togo
Tonga	54		54						Tonga
Tunisia	-906	1 034	128						Tunisie
Turkey		16 195	16 195						Turquie
Turkmenistan	10	218	228						Turkménistan
Uganda		136	240				-104	-104	Ouganda
Ukraine		6 995	6 995						Ukraine
United Kingdom		187 507	187 507						Royaume-Uni
United Republic of Tanzania		108	108						République-Unie de Tanzanie
Uruguay	3 470	1 769		3 470	1 769	5 239		5 239	Uruguay
Uzbekistan	44 453	926	8 600	35 853	926	36 779		36 779	Ouzbékistan
Venezuela	6 399	5 906		6 399	5 906	12 305		12 305	Venezuela
Viet Nam		245	245						Viet Nam
Yemen	370	381	315	55	381	436		436	Yémen
Yugoslavia	44 820	953		44 820	953	45 773		45 773	Yougoslavie
Zambia	3 901	82		3 901	82	3 983		3 983	Zambie
Zimbabwe		326	326						Zimbabwe
<b>TOTAL</b>	1 966 050	2 001 346	1 900 493	1 922 151	151 506	2 073 657	-6 754	2 066 903	<b>TOTAL</b>